

THE GENERA OF THE WOODY RANALES IN THE
SOUTHEASTERN UNITED STATES

CARROLL E WOOD, JR

THE TREATMENTS PRESENTED BELOW of the sixteen genera of seven woody ranalian families which occur in the southeastern United States have been prepared as part of a generic study of the seed plants of that area. This work has been undertaken as a joint project of the Gray Herbarium and the Arnold Arboretum and has been made possible through the interest and support of George R. Cooley and through a grant from the National Science Foundation. In view of the co-operation and interest others have shown in this undertaking it seems worth while to publish our treatments of at least some of the families in advance of the completed work. In this way some of the material brought together in the course of these studies will be made available, and we should hope to have constructive criticisms from other botanists as the work progresses.

In attempting a generic treatment of the approximately 1300 genera of seed plants known to occur within the area bounded by and including North Carolina and Tennessee, on the north and Arkansas and Louisiana, on the west, the objectives are toward a review and reorganization of familial and generic lines (often obscured in Small's *Manual of the Southeastern Flora*) and, especially, toward bringing together at least a part of the vast botanical literature which bears upon the plants of this rich area. The work is being done by taxonomists and is both taxonomic and floristic, but the approach, as well as the scope, is intended to be somewhat broader than is usual in a regional manual. The basic scheme is biological with the intent of including material from all branches of botany and of underscoring the biosystematic aspects of each genus and family, insofar as possible. In such an approach more problems may be raised than are solved but, in at least some instances, some of the difficulties which must be resolved before the plants of our area can be understood adequately become evident when the literature of a particular genus or family is brought together. Of course, with the existing information such a large goal is impossible for all genera (or even most) but a biological or biosystematic viewpoint is that which we are attempting to maintain throughout these studies.

The difficulties and weaknesses of this undertaking are apparent to no one more clearly than to those of us who have planned and worked on this project. More than a year and a half were spent on the tedious but basic chore of drawing together a file of more than 50,000 references arranged by families and genera which provided the starting point for the work. The large number of references and their wide distribution in the botanical literature of the world point up the almost incredible amount of information which is rather effectively "lost" to most botanists and even to authori-

ties on particular groups of plants. The amount of material published about some genera of plants (cf *Magnolia* and *Liriodendron*) is very large, while that concerning others is so scattered and fragmentary that it seems almost impossible to retrace. The matters of locating references, attempting to deal with information from a number of fields, culling, and trying to synthesize in a few choice words the 'essence' of the genus sometimes seems to be (and probably is) a nearly hopeless task. The degree of success undoubtedly varies considerably from one group to another, and both sins of omission and commission will be evident. However, the work is absorbing and it is difficult to set aside one group for another, leaving behind many unsolved problems. It is to be hoped that others may take an interest in some of these problems and that the notes and references included will prove to be useful to students and researchers. One thing is certain: there are enough botanical problems in the Southeastern flora to supply all possible workers for a long time to come.

Although the general scheme being followed throughout this work will be apparent in the treatments below, a few explanatory comments will be apropos. It should be noted especially that the descriptions of families and genera are based mainly upon the species which occur in the southeastern United States and are not necessarily wholly applicable to those beyond this area. However, additional information which may provide a more balanced concept of the genus may sometimes be included in brackets. Although each description is regional, the concept of the genus is broader, with an attempt being made to delimit the group more in terms of all its species. Such an approach is essential, for many genera are represented in our area by only a few outlying species which often belong to different sections or subgenera. Were the viewpoint essentially regional these might be placed in different genera to the obscuring of true interrelationships (and to the ensuing confusion of all). This viewpoint is, in general, a conservative one which stresses similarities, rather than differences. In many instances it would seem far better at this stage of our knowledge to point out a problem than to attempt a solution which may only cause ultimate confusion.

The notes included vary widely with the group. Not all branches of botany will be found to be equally well represented: the training and background of the present investigators leads to the emphasis of taxonomic and biosystematic materials, although an attempt has been made to include as much other information as possible. Pathology and palaeobotany, each a large field with its own special and extensive literature, are likely to be represented least well. Limitations of space prohibit the inclusion of the source of each item of information, but a series of selected references will provide many of these. References included are primarily to journals. Many standard texts have been consulted but, rather than to cite each of these repeatedly, it is planned to include a list in the final work. Many references have been annotated as to content, especially when the title is not self-explanatory. Abbreviations used for journals follow the clear and useful general principles followed by Schwarten and Rickett (*Bull. Torrey Bot.*

Club 74 348-356 1947, and a much amplified list now in press) which are in accordance with the recommendations of the Madison Botanical Congress of 1893 and the International Code of Botanical Nomenclature, 1956. Those references which we have not seen are followed by an asterisk (*).

The illustrations are by Dorothy H. Marsh (Mrs. Stephen Marsh) who has worked meticulously in depicting the details upon which the accuracy of scientific illustrations depends. Since the adequate illustration of more than a thousand genera is likely to be quite impossible, the drawings have been planned on the assumption that, even though few in number, illustrations which provide some insight into the details of the plant are far more desirable in a work at the generic level than a larger number of 'recognition' drawings. These more detailed drawings, which eventually will represent genera scattered throughout the whole range of families, are being made mostly from fresh or preserved materials as these become available. A number of kind individuals have been most helpful in their efforts in this direction and the living collections of the Arnold Arboretum, which include many woody plants of authentic southern origin, have provided invaluable material.

The project is under the direction of Dr. Reed C. Rollins and the writer. Dr. Kenneth A. Wilson is working with us at the present time and we have had as our other excellent collaborators Dr. R. B. Channell, now of Vanderbilt University, and Dr. C. W. James, now of the University of Georgia. All three have worked conscientiously on the many tasks directly concerned with the studies on the Southeastern flora: the preparation of files of references, the identification of specimens, the preparation of generic treatments and the supervision of drawings of groups which they have studied. The basic plan of the generic treatments has been modified through the ideas, trials and efforts of all of us. In these studies a great many friends and colleagues from the staffs of our respective institutions, from many parts of the United States and from other countries, as well, have brought us appreciated assistance. The appropriate time has not yet come, nor would there be here sufficient space to mention each one individually, but to each I am personally most grateful for his help.

The order Ranales, including as it does the most primitive of known living angiosperms, is one of particular interest from an evolutionary point of view. In recent years, the studies of Professor I. W. Bailey and his numerous collaborators and students have elucidated many aspects of the woody members of this group and have stimulated a renewed interest not only in these plants as a group but in the "complete" approach to problems of the interrelationships of higher categories through the use of information from all parts of the plant, rather than that from a single organ obtained by a single discipline. This approach not only has pointed out the many remarkable primitive structures in various members of this order but has emphasized again and again the very different rates at which structures or organs of a plant may have evolved. Hence, any evolutionary

arrangement of families must be an attempt to sum up the degree of relationship with other groups as well as the over-all level of specialization.

The ranalian families included here are those characterized by their predominantly woody habit and by the possession of the characteristic ranalian ethereal oil cells in the tissues of the plant. In our flora this group includes the Magnoliaceae, Annonaceae, Illiciaceae, Schisandraceae, Canellaceae, Calycanthaceae, and Lauraceae. In spite of investigations on these and other ranalian families by numerous authors, a number of families remain to be studied carefully. The interrelationships of all the families of the order are still far from certain, although various related groups have been pointed out. Thus, the Degeneriaceae, Magnoliaceae, Annonaceae and Himantandraceae form a group of related families within the order, Illiciaceae and Schisandraceae another, Austrobaileyaaceae, Trimeniaceae, Amborellaceae, Monimiaceae, Calycanthaceae, Gomortegaceae, Lauraceae, and Hernandiaceae yet another. The relationships of the Canellaceae are undoubtedly with the ranalian complex (presumably with that group of families having monocolpate pollen and tri-lacunar nodes—perhaps Myristicaceae), instead of with the Parietales where they are placed in the Englerian system, but exactly where remains to be seen. I have not attempted to deal at all with the matter of splitting the Ranales (sensu lato) into other orders, retaining all of these families together, instead, and only arranging these groups in this rough way pending the outcome of studies now under way at several institutions.

In connection with these ranalian families Professor I. W. Bailey has given freely and most helpfully of his knowledge of these more primitive angiosperms and Dr. C. E. Kobuski has most kindly read the entire manuscript with a practiced editorial eye. The flowering material used in the illustration of *Illicium floridanum* came through the kindness of Mrs. J. Norman Henry from plants cultivated at the Henry Foundation, Gladwyne, Pennsylvania, and the fruiting specimens through that of Dr. R. B. Channell from Gallman, Mississippi.

MAGNOLIACEAE (MAGNOLIA FAMILY)

Deciduous or evergreen trees or shrubs with simple, alternate, stipulate leaves with pinnate venation, the stipules inclosing the bud and leaving conspicuous encircling scars at each node. Flowers solitary, terminal [or axillary], perfect [except *Kmeria*], all parts free [in ours]. Perianth of 9–15 green, yellow or white tepals in whorls of threes, the outermost whorl sometimes partially differentiated as a “calyx”. Stamens numerous, spirally arranged on the elongated receptacle below the carpels, [7–]3(2 or 1)-veined, often poorly differentiated into “anther” and “filament” with four microsporangia (often confluent as two), dehiscing longitudinally; pollen ellipsoidal, monocolpate, the germinal furrow distal. Gynoecium of numerous conduplicate carpels, free [in ours], spirally arranged on the upper part of the receptacle and so closely imbricated and packed as to appear

syncarpous [in ours], the style elongate, vascularized, the ovaries 1-loculed, in both our genera with 2 anatropous 2-integumented ovules at the inner angle of the locule, back to back with the funiculi adjacent. Fruit cone-like [in ours], composed of the imbricated follicles or samaras which are clearly distinct at maturity; seeds 2 in each carpel, each with abundant endosperm and a minute embryo; embryo sac development normal in all known cases; basic chromosome-number 19 throughout the family.

A family of about 200 species in 6-10 genera, the generic lines not well agreed upon, but including *Magnolia*, *Talauma*, *Michelia*, *Manglietia* and *Liriodendron*. The family is bicentric in distribution: all of the genera occur in eastern or southeastern Asia and *Magnolia*, *Talauma* and *Liriodendron* also occur in the New World. Although many of the 80 fossil "species" of *Magnolia* and the 25 of *Liriodendron* are doubtful, the record is sufficient to show that these two genera were formerly of wide distribution in the Northern Hemisphere but have become extinct over most of this area.

The family as here considered does not include *Schisandra*, *Kadsura*, *Illicium*, *Drimys* and its relatives, *Trochodendron*, *Tetracentron*, *Austrobaileya* and other genera which the studies of I. W. Bailey, his collaborators and students have shown clearly to belong elsewhere. Magnoliaceae (sensu stricto) seems to be most closely related to *Degeneria* and *Himantandra*. (See also Annonaceae.) Canright notes, ". . . the tissues and organs of the Magnoliaceae reveal many transitions between the more primitive Degeneriaceae and the slightly more specialized Himantandraceae; yet all three families undoubtedly form a compact alliance within the woody Ranales."

With their woody habit, wood with some primitive features, mostly perfect flowers, numerous and mostly free floral parts with hypogynous and partially spiral insertion, sporophyll-like stamens, monocolpate pollen and ethereal oil cells, the Magnoliaceae are often considered to be among the most primitive living angiosperms. Bailey & Nast in concluding their studies on the Winteraceae (1945) wrote, however, ". . . it is unfortunate that so much attention has been focused upon the Magnoliaceae (sensu stricto) in discussions concerning the origin of the angiosperms, for the seedlings, stems, roots, leaves, stamens, and carpels of these plants all exhibit a relatively high degree of morphological specialization. More primitive and significant ranalian structures are retained by such families as the Winteraceae, Degeneriaceae, Himantandraceae, Trochodendraceae, etc." The detailed studies of Canright bear this out and he concludes, in part, ". . . the evidence in support of the postulated primitiveness of the Magnoliaceae is in some tropical stamen types, plus the occurrence of distal-furrowed monocolpate pollen."

It may be added that Sect. *Tasmania* of *Drimys* (Winteraceae) appears to combine more numerous primitive features than any other known group of angiosperms. However, in spite of its more advanced position on a world-wide basis, *Magnolia* is probably the most primitive genus within the Southeastern flora.

REFERENCES

- BAILEY I W, AND COLLABORATORS See the very important series of papers dealing with related groups in Jour Arnold Arb 23-38 1942-1957, especially BAILEY & NAST, The comparative morphology of the Winteraceae VII Summary and conclusions 26 37-47. 1945
- CANRIGHT, J E The comparative morphology of the Magnoliaceae Doctoral Dissertation Widener Library, Harvard University May, 1949 [With the exception of data on carpels and seedlings, most of the material covered is included in the three published papers]
- The comparative morphology and relationships of the Magnoliaceae I Trends of specialization in the stamens Am Jour Bot 39 484-497 1952 II Significance of the pollen Phytomorphology 3: 355-365 1953 IV Wood and nodal anatomy Jour Arnold Arb 36 120-140 1955 [The most comprehensive survey, extensive bibliography]
- DANDY, J E The genera of Magnoliaceae Kew Bull 1927 257-264 1927 [Key to the genera of family sensu stricto]
- Magnoliaceae Inst Paranaense Bot Cat Estat Gên Bot Fan 11 1, 2 1956 [List of genera with synonymy, estimate of no of spp]
- & R D'O GOOD Magnoliaceae Jaume Pflanzenareale 2 35-38 Maps 41-43 1929
- D IPPOLITO G Contributo all'anatomia comparata del caule delle Magnoliaceae in relazione specialmente alla struttura anatomica del legno secondario Malpighia 15 438-460 1901 [Includes *Magnolia*, *Michelia* *Illicium*, *Kadsura*, *Drimys*, *Schisandra*]
- GARRISON, R Studies in the development of axillary buds Am Jour Bot 42 257-266 1955 [Includes *Magnolia stellata* var *rosea* *Liriodendron Tulipifera*, *Schisandra chinensis*, among others]
- GOOD, R D'O The past and present distribution of the Magnoleae Ann Bot 39 409-430. 1925
- GROEPLER, R Vergleichende Anatomie des Holzes der Magnoliaceen Biblioth Bot 31 1-49 1894
- JOHNSON, M A Relationship in the Magnoliaceae as determined by the precipitin reaction Bull Torrey Bot Club 80 349-350 1953
- The precipitin reaction as an index of relationship in the Magnoliaceae Serol Mus Bull 13: 1-5 1954 [*Magnolia*, *Michelia*, *Talauma* closely related, *Liriodendron* more isolated, *Illicium* unrelated]
- LEMFELSLE, R De l'anciennete des caractères anatomiques des Magnoliacées Revue Gén Bot 45 341-355 1933
- Les caractères histologiques du bois secondaire des Magnoliales Phytomorphology 3 430-446 1953. [See Canright, 1955]
- McLAUGHLIN, R P Systematic anatomy of the woods of the Magnoliales Trop Woods 34 3-39 1933 [Magnoliaceae, Schisandraceae, Winteraceae, Trochodendraceae, Cercidiphyllaceae, Lactoridaceae, Himantandraceae]
- Some woods of the Magnolia family. Jour Forestry 26 665-677 1928 [A key to their structural identification gross and microscopic, Magnoliaceae sensu lato]
- MANEVAL, W E The development of *Magnolia* and *Liriodendron*, including a discussion of the primitiveness of the Magnoliaceae Bot Gaz 57 1-30 1914 [*M virginiana*, *L Tulipifera*]
- MATSUDA, S On the anatomy of Magnoliaceae. Jour Coll Sci Imp Univ Tokyo 6 115-149 1893 [Magnoliaceae, sensu lato]

- OZENDA, P Structure du noeud foliaire des Magnoliacees et des Anonacees
Compt Rend Acad Sci Paris 224 1521-1523 1947
- PARMENTIER, P Histoire des Magnoliacees Bull Biol France Belgique 27
159-337 1895 *
- PLOUVIER, V Sur la recherche du pinitol chez quelques Caryophyllacees
Magnoliacees et plantes de familles voisines Compt Rend Acad Sci
Paris 244 382-385 1957
- U S Dep AGR, FOREST SERV Woody Plant Seed Manual U S Dep Agr
Forest Serv Misc Publ 654 1948 [*Liriodendron*, 222, 223, *Magnolia*
232-234]
- WELVERS, T Das Quercetin bei den Magnoliaceae und seine Verbreitung im
Pflanzenreiche Proc Roy Acad Amsterdam 33 778-785 1930 *
- WHITAKER, T W Chromosome number and relationship in the Magnoliales
Jour Arnold Arb 14 376-385 1933 [Undocumented counts]
- WORDSWORTH, W C A study of the vascular system in certain orders of the
Ranales Ann Bot 22 651-682 1903 [Mostly petiole, includes Mag-
noliaceae sensu lato, bibliography]

KEY TO THE GENERA OF MAGNOLIACEAE

- Leaves entire, acute to cordate-auculate at the base, petals white, green or
yellow, stamens without distinct filaments introrse or latrorsse, styles decidu-
ous, the numerous carpels in fruit forming a cone-like follicetum, carpels
opening on the abaxial surface, the seeds pendulous by threads, with a fleshy
scarlet to pink outer coat 1 *Magnolia*
- Leaves with 4 or 6 lobes, truncate-emarginate at the tip, petals greenish-yellow
with an orange band near the base, stamens with distinct, although thick
filaments, extrorse, styles persistent flat and wing-like, the numerous carpels
maturing as a cone-like mass of samaras, each of which falls separately
. 2 *Liriodendron*

Tribe MAGNOLIAE DC

- 1 *Magnolia* L Sp Pl 1: 535 1753, Gen Pl ed 5 240 1754

Trees, or sometimes shrubs, mostly with showy and large flowers, the leaves deciduous to evergreen, entire or sometimes cordate-auculate at the base. Tepals 9-15, in series of 3, white or green to yellow [pink or purple], similar or the outer 3 sometimes partially differentiated, deciduous. Stamens with filament and connective hardly differentiated, the latter produced into a blunt point [in ours] beyond the anther-sacs (sporangia), anther-sacs 4, linear, opening introrsely or latrorsely. Styles recurved, deciduous, the stigma along the inner face. Fruit a cone-like follicetum of the more or less fleshy imbricated carpels, the individual follicles at maturity clearly separate, dehiscent along the outer (abaxial side), the two seeds hanging by a delicate silky thread of unrolled spiral vessels (from the funiculus and placenta), seeds with a fleshy scarlet to pink outer layer and a hard bony inner layer, both derived from the outer integument. $2n = 38$, 76, 114 (Including *Tulipastrum* Spach.) TYPE SPECIES *M. virginiana* L (Named in honor of Pierre Magnol, 1638-1715, Professor

of Botany at the botanical garden at Montpellier, France) — MAGNOLIA,
BAY, CUCUMBER-TREE

An ancient genus with about 75–80 species, in two centers about 50 in the Old World (Japan to the eastern Himalayas, south to Java) and about 25 in the New World (eastern U S , the Greater Antilles, and Mexico to southeastern Venezuela) Dandy divides the genus into 2 subgenera and 11 sections, both subgenera and 4 sections are represented by the 8 species, including 5 varieties of our area

Subgenus MAGNOLIA. Anthers dehiscing introrsely, flowers neither precocious nor with a much reduced outer whorl of tepals, leaves evergreen or deciduous Eight sections, 5 entirely Asiatic, 2 entirely American

Sect RYTIDOSPERMUM Spach includes 3 species of Asia and 4–6 of America, all white-flowered and deciduous with the leaves crowded together near the tips of the branches *Magnolia tripetala* L *M Fraseri* Walt. *M pyramidata* Bartr, *M macrophylla* Michx and *M Ashei* Weatherby represent this group in our area *Magnolia macrophylla* and *M Ashei* are very similar, differing principally in size of plant and shape of fruit, and probably are only varietally distinct It is also notable that the Mexican *Magnolia dealbata* Zucc, of the mountains of Veracruz to Oaxaca, is hardly distinguishable from *M macrophylla* and may well be only disjunct populations of that species All of the species of the section, except *M pyramidata* and the Mexican plant (as yet uncounted), have been determined to be diploid ($2n = 38$)

Sect MAGNOLIA (*Magnoliastrium* DC) includes only *M. virginiana*, the Sweet Bay, of wide distribution from eastern Massachusetts to southernmost Florida, eastern Texas and Arkansas The species, a diploid ($2n = 38$), is notable for the adnate stipules leaves glaucous beneath, and very fragrant, small white flowers Two geographical varieties (var *virginiana* and var *australis* Sarg), based primarily on size of plant and pubescence of branchlets, peduncles and leaves, are currently recognized but need further study

Sect THEORHODON Spach is composed of about 15 American evergreen species with stipules free from the petioles All are tropical in distribution, with the exception of the exceedingly handsome *M. grandiflora* ($2n = 114$) which ranges from southern Florida northward on the coastal plain to eastern North Carolina and eastern Texas and Arkansas *Magnolia grandiflora* is widely cultivated throughout our region and has escaped in some areas, the exact limits of its native occurrence need to be determined more carefully Its closest relationships seem to be with the group of species which includes *M. Schuediana* Schlecht, also with 114 chromosomes, and others of Central America southward to the isolated table-top mountains of southeastern Venezuela The 8 species of Cuba, Hispaniola and Puerto Rico are all closely related, on the other hand, and form a separate subsection *Magnolia Hamori* Howard, of Hispaniola, is a diploid, other chromosome numbers are unknown

Subgenus PLEUROCHASMA Dandy Anthers dehiscing laterally or sub-laterally, flowers precocious and/or with a much reduced (calyx-like) outer whorl of tepals, leaves deciduous Three sections, two entirely Asiatic

Sect TULIPASTRUM (Spach) Reichb, with the outer whorl of tepals reduced to a small "calyx" includes only the green- or yellow-flowered *M acuminata* L (sensu lato), of eastern North America, and the purple-flowered *M. liliflora* Desrouss, of eastern China Both are tetraploids $2n = 76$ *Magnolia acuminata*, the most variable of our species, appears to be composed of three more or less well defined geographical varieties (var *acuminata*, var *cordata* (Michx) Sarg, and var *ozarkensis* Ashe), but some aspects of its variation deserve further study (See Hardin)

No wild hybrids have been found in the genus although garden hybrids are common No hybrids between subgenera have been obtained but a number of intersectional hybrids are known including *M* × *Thompsoniana* (Loud) C de Vos (*M tripetala* × *virginiana*) and *M virginiana* × *grandiflora* The best known hybrid is the intersectional *M* × *Soulangiana* Soulange-Bodin (*M denudata* × *liliflora*) ($2n = 95, 114$), which is widely grown in a number of cultivars All species appear to be proterogynous, the stigmas being receptive just before the flowers open

Although *Magnolia* retains relatively primitive sporophyll-like stamens, especially in some of the tropical Asiatic species of Sect *Gwillimia*, the genus is advanced within the family in respect to carpellary features, being surpassed only by *Liriodendron* which has both more specialized stamens and carpels *Magnolia* is most closely related to *Talauma*; some of the tropical Asiatic species are so similar in flower that fruit is necessary for proper identification

REFERENCES

- AFANASIEV, M A physiological study of dormancy in seed of *Magnolia acuminata* Cornell Agr Expt Sta Mem 208 1-37 1937 *
- ANDREWS, F M Karyokinesis in *Magnolia* and *Liriodendron*, with special reference to behavior of chromosomes Bot Centr Beih 11 134-142 1901
- BRUSH, W D Southern magnolia (*Magnolia grandiflora* Linnaeus) Am Forests 52 32-33 1946
- Our native magnolias Am Forests 62 31-32 58-59 1956
- COKER, W C *Magnolia cordata* Michaux Jour Elisha Mitchell Sci Soc 59 81-88 1943 [Taxonomy, distribution]
- CRUM, P Chelating agents for the control of lime-induced chlorosis in southern magnolia (*Magnolia grandiflora*) Proc Nat Shade Tree Conf 30 267-270 1954 *
- DANDY, J E A survey of the genus *Magnolia* together with *Michelia* and *Manghetia* In Camellias and Magnolias Roy Hort Soc Conf Rep 64-81 London, 1950
- Key to the species of *Magnolia* Jour Roy Hort Soc 52 260-264 1927
- DAUMANN, E Das Blutenektarium von *Magnolia* und die Futterkörper in der Blüte von *Calycanthus* Planta 11 108-116 1930

- EARLE, T T Embryology of certain Ranales Bot Gaz 100 257-275 1938
 [*M grandiflora*, *Cimicifuga racemosa*]
- Origin of the seed coats in *Magnolia* Am Jour Bot 25 221, 222
 1938 [*M grandiflora*, corroborates Gray's observations]
- EVANS, C R Germination behavior of *Magnolia grandiflora* Bot Gaz 94
 729-754. 1933
- FARR, C H Cell division by furrowing in *Magnolia* Am Jour Bot 5 379-
 395 1918 [*M tripetala* and cultivated spp not specified, Jamaica]
- FLANDERS, B C Reliability of growth rings in *Magnolia grandiflora* as indi-
 cators of age Quart Jour Fla Acad 13 77-109 1950 [False growth
 rings]
- FREEMAN, O M A new *Magnolia* hybrid Nat Hort Mag 16 161-162 1937
 [*M virginiana* ♀ × *grandiflora* ♂]
- New *Magnolia* hybrids Lor cit 30 132-135. 1951 [*M acuminata*
 × *cordata* and reciprocal, cultivated plants]
- GIBSON, H H American forest trees — 39 Cucumber tree, *Magnolia acuminata*
 Linn Hardwood Rec 23 16, 17 1906
- GRAY, A A short exposition on the structure of the ovule and seed-coats of
Magnolia Jour Linn Soc 2 106-110 1858 [*M tripetala*]
- GRIER, N M Note on fruit of mountain *Magnolia* Rhodora 19: 256 1917
 [Misshapen cones of *M acuminata*]
- GRIESEL, W O Retardation of maturation in *Magnolia* flowers by maleic hydra-
 zide Science 119 843-845 1954
- Cytological changes accompanying abscission of perianth segments
 of *Magnolia grandiflora* Phytomorphology 4: 123-132 1954
- HARDIN, J W An analysis of variation within *Magnolia acuminata* L. Jour
 Elisha Mitchell Sci Soc 70 298-312 1954 [3 vars recognized]
- HARPER, F Two more available plant names of William Bartram Bartonia
 21. 6-8 1942 [*M pyramidata* Bartr, see also MERRILL, E D, In defense
 of the validity of Bartram's binomials Bartonia 23 10-35 1945]
- HAUPT, A W The stem of *Magnolia* as a laboratory type Science 61 469
 1925
- HOWARD, R A The morphology and systematics of the West Indian Magnoli-
 aceae Bull Torrey Bot Club 75 335-357 1948 [*Magnolia* and *Talauma*]
- JOHNSON, H. W, AND C W EDGERTON A heart rot of magnolia caused by
Fomes geotropus Mycologia 28 292-295 1936
- JOHNSON, M A The precipitin reaction as an index of relationship in the
 Magnoliaceae Serol Mus Bull 13: 1-5 1954 [Mostly comparison of
 sp. in different sections, *M tripetala* and *M. obovata* show close corre-
 spondence]
- JOHNSTONE, G H Asiatic Magnolias in cultivation 160 pp Roy. Hort Soc,
 London 1955
- KENNEDY, G G Some historical data regarding the sweet bay and its station
 on Cape Ann Rhodora 18 205-212 1916 [*M virginiana* at its northern-
 most locality, c Mass]
- KURZ, H, AND K WAGNER *Magnolia* associations in northern Florida (Abs)
 Jour Tenn Acad 27 207 1952
- MEEHAN, T On the stipules of *Magnolia Fraseri* Proc Acad Phila 1887. 155
 1887
- MILLAIS J G Magnolias 251 pp London, 1927

- OZENDA, P Sur la vascularisation des carpelles et du pistil chez les *Magnolia*
Compt Rend Acad Sci Paris 217 31-33 1943
- PLOUVIER, V Sur la presence de rutoside dans les fleurs de quelques *Magnolia*
Compt Rend Acad Sci Paris 216 459-461 1943
- Sur l'huile des graines de *Magnolia macrophylla* Michx (Magnoliaceae)
Loc cit 222 1009-1011 1946
- REED, R A Nuclear phenomena in the tapetum of *Magnolia grandiflora* Was-
mann Collect 7 1-15 1947
- SANTANJARI, B A note on the induction of roots on the twigs of *Magnolia*
grandiflora L, with the aid of synthetic hormones Indian Jour Hort 12
32-33 1955 *
- SAWADA, K Oriental magnolias in the South Nat Hort Mag 29 54-57 1950
- WEATHERBY, C A A new *Magnolia* from west Florida Rhodora 28 35-36
1926 [*M. ashei*, see also SMALL, J K A magnolia as a new border plant
Jour N Y Bot Gard 34. 150-152 1933]

Tribe LIRIODENDRLAE Reichb

- 2 *Liriodendron* L Sp Pl 1. 535 1753, Gen Pl ed 5 239 1754,
" *Liriodendrum* "

Large, deciduous trees with long-petioled leaves with conspicuous stipules and very characteristic leaf-blades with 2 lateral lobes near the base (and sometimes 2 smaller above) and 2 at the apex which appears as if cut off abruptly by a broad, shallow notch Perianth segments 9, deciduous, the 3 outer ones sepaloid, green, glaucous, reflexed, the 6 inner ones in 2 whorls making a campanulate, tulip-like corolla, greenish-yellow, each with an orange band near the base Stamens numerous (± 30), the filaments stout, narrowed to the broader, apiculate extrorse anther Gynoecium of numerous spirally arranged carpels tightly imbricated into a cone-like column as long as the petals, style elongated, broad, flattened and wing-like, constricted to a small recurved stigmatic crest Fruit a spindle-shaped cone of closely appressed 2-seeded samaras these falling separately at maturity leaving the persistent receptacle, seeds with a thin, dry and leathery testa TYPE SPECIES *L Tulipifera* L (The name from Greek, *lirion*, lily or tulip, and *dendron*, tree, from the tulip-like flowers) — YELLOW-POPLAR, TULIP-POPLAR, TULIP-TREE

An ancient genus formerly of wide distribution in the Northern Hemisphere, now reduced to two very similar species, *L Tulipifera*, of eastern North America, and *L chinense* (Hemsl) Sarg, of a small area in central China (parts of Kweichow, Chekiang, Hupeh, Kiangsi, and Wushan Provinces).

Liriodendron Tulipifera ($2n = 38$), a very handsome and important timber tree, reaches its best development in the rich, hardwood forests of the Appalachians, attaining a maximum height of 200 ft and a circumference of almost 35 ft. It is distributed from western Massachusetts and southern Vermont to southernmost Ontario, southern Michigan, Indiana southeastern Missouri, eastern Arkansas, and Louisiana to central Florida




FIG. 1. *Liriodendron*. a-j, *L. Tulipifera*: a, flowering branchlet, $\times 1/4$; b, flower-bud with stipular bud-scales, $\times 1/2$; c, stamen, abaxial view, $\times 2$; d, unopened anther, filament, and anther after anthesis, cross-sections, pollen omitted, $\times 6$; e, gynoecium, with sepals, petals, and stamens removed, $\times 1$; f, gynoecium, portion of cross-section, with spirally arranged imbricated carpels, ovaries adnate to axis to lower right, increasingly flattened styles toward outside, the locules and styler canals in black, $\times 3$; g, carpel at anthesis, vertical section, $\times 1$; h, mature gynoecium with many samaras already shed from axis, $\times 1$; i, samara, $\times 1$; j, lower part of samara, vertical section, with aborted ovule (left) and seed with bony coats, abundant endosperm and small embryo, $\times 2$; d, f, g, j, semi-diagrammatic.

The leaves although always unmistakable are extremely variable and most of those described for 25 fossil species may be matched from the existing populations. The faintly fragrant protogynous flowers of *L. Tulipifera* are provided with copious watery nectar at anthesis, but seem to be visited primarily by bees collecting the abundant pollen.

Liriodendron chinense ($2n = 38$) seems to be generally a smaller tree, (ca. 50 ft.) with slightly different leaves, smaller flowers and smaller and slightly different fruit. The plant is not nearly so hardy as our native species. Apparently no crosses between the two species have been made; such hybridizations should be of great interest in view of the geographic isolation of the parental species and in comparison with similar crosses in *Catalpa* and *Platanus*.

Liriodendron is isolated within the Magnoliaceae with no close relatives.

It is the only genus in the group with a definitely localized stigma, and the manner of vascularization of the ovules is unique in the family.

REFERENCES:

- ANDREWS, F. M. Karyokinesis in *Magnolia* and *Liriodendron*, with special reference to behavior of chromosomes. Bot. Centr. Beih. 11: 134-142. 1901.
- BARRACHINA Y ALMEDA, J. Tulipero de virginia estudio botanico selvicola e industrial. Mem. Acad. Cien Artes Barcelona 23: 39-66. 1932.*
- BERRY, E. W. The origin of stipules in *Liriodendron*. Bull. Torrey Bot. Club 28: 493-498. 1901.
- . Notes on *Liriodendron* leaves. Torreya 1: 105-107. 1901.
- . Notes on the phylogeny of *Liriodendron*. Bot. Gaz. 34: 44-63. 1902.
- . Additional notes on *Liriodendron* leaves. Torreya 2: 33-37. 1902.
- . *Liriodendron* notes. Torreya 3: 129-132. 1903.
- . *Liriodendron* in the Miocene of America and Eastern Asia. Torreya 41: 82-84. 1941.
- BETTS, H. S. Yellow-poplar (*Liriodendron tulipifera*). U. S. Forest Serv. Am. Woods. 3 pp. Washington, 1954.
- CHAPMAN, A. G. Some effects of varying amounts of nitrogen on the growth of tulip poplar seedlings. Ohio Jour. Sci. 33: 164-181. 1933.
- CREASY, W. D. Secondary succession and growth of yellow poplar. Castanea 19: 81-87. 1954.
- CURTIS, C. C. Second flowering of the tulip-tree. Jour. N. Y. Bot. Gard. 2: 136-138. 1901.
- DRIVER, C. H. Morphology of mycorrhizae of *Liriodendron tulipifera* L. (Abs.) Jour. Tenn. Acad. 25: 224. 1950.
- FRASER, J. *Liriodendron chinense*. Gard. Chron. III. 88: 109. 1930.
- GIBSON, H. H. American forest trees—Poplar or whitewood, *Liriodendron Tulipifera* Linn. Hardwood Rec. 19: 14, 15. 1905.
- GUARD, A. T. The development of the seed of *Liriodendron tulipifera* L. Proc. Indiana Acad. 53: 75-77. 1943. (1944).
- HEPTING, G. H., AND G. G. HEDGCOCK. Decay in merchantable oak, yellow poplar, and bass wood in the Appalachian region. U. S. Dept. Agr. Tech. Bull. 570: 1-29. 1937.
- HOLLICK, A. Wing-like appendages on the petioles of *Liriophyllum populoides* Lesq. and *Liriodendron alatum* Newb., with description of the latter. Bull. Torrey Bot. Club 21: 467-471. 1894.
- . A new fossil *Liriodendron* from the Laramie at Walsenberg, Colo. and its significance. (Abs.) Proc. Am. Assoc. Adv. Sci. 43: 225. 1895.
- . Appendages to the petioles of *Liriodendron*. Bull. Torrey Bot. Club 23: 249-250. 1896.
- . The tulip tree and its ancestors. Proc. Nat. Sci. Assoc. Staten Island 5: 80. 1896.*
- HOLM, T. On the validity of some fossil species of *Liriodendron*. Bot. Gaz. 20: 312-316. 1895.
- . Notes on the leaves of *Liriodendron*. Proc. U. S. Nat. Mus. 13: 15-25. 1890.
- . Medicinal plants of North America. 30. *Liriodendron tulipifera* L. Merck's Rep. 18: 198-201. 1909.*

- HUCKENPAHLER B J Auxins fail to stimulate rooting of yellow-poplar cuttings
Bot Gaz 117. 73-75. 1955
- JOHNSON, T W and others Observations on yellow-poplar (*Liriodendron tulipifera*) dieback Forest Sci 3(1) 84-89 1957
- LI H L, AND J W WRIGHT The Chinese tuliptree (*Liriodendron chinense*) in northeastern United States Morris Arb Bull 5 34-35 1954 [Notes on history distribution, introduction into U S, hardiness and chromosome-number]
- LIMSTROM, G A, AND R F FINN Seed source and nursery effects on yellow-poplar plantations Jour Forestry 54 828-831 1956
- MEYER, B S The daily periodicity of transpiration in the tulip poplar, *Liriodendron tulipifera* L Ohio Jour Sci 32 104-114 1932
- MILLINGTON, W E, AND J L GUNKEL Structure and development of the vegetative shoot tip of *Liriodendron tulipifera* L Am Jour Bot 37: 326-335 1950
- PRAY, T R Foliar venation of angiosperms I Mature venation of *Liriodendron* Am Jour Bot 41 663-670 1954 II Histogenesis of the venation of *Liriodendron* Loc cit 42 18-27 1955
- SCHWERIN, F GRAF VON Angeblicher Atavismus bei *Liriodendron* Mitt Deutsch Dendr Ges 28 135-143 1919
- VOIGT, J W A preliminary investigation of the effect of the descaling of winter buds on their growth in east central Illinois Trans. Ill State Acad Sci 35(2) 78-80 1942 [Incl *Liriodendron*, *Betula nigra*, *Tilia europea*]
- WEISSE, A Über die Blattstellung von *Liriodendron tulipifera* Ber Deutsch Bot Ges 20 488-493 1902

ANNONACEAE (CUSTARD-APPLE FAMILY)

Trees shrubs [or vines] with alternate, exstipulate, simple, entire leaves with pinnate venation, buds naked, the leaves conduplicate, oil glands present the plants aromatic Flowers perfect [in most], hypogynous, regular, axillary [or terminal], usually nodding Perianth trimerous, generally of 3 small sepals and 6 petals in 2 whorls of 3, the inner smaller [or sometimes lacking] Stamens numerous, spirally inserted on the receptacle, filament and anther poorly or not at all differentiated, the sterile tip variously modified, sporangia 4, extrorse, opening longitudinally, pollen in tetrads [or single], monocolpate [to acolpate], the germinal furrow proximal Carpels many-1, usually free but sometimes united by the ovaries at anthesis [and rarely more completely syncarpous], stigmas terminal, ovules many-1, in 1 or 2 rows along the adaxial wall or basal anatropous 2-integumented Carpels free in fruit and berry-like, or coalescent, forming a fleshy syncarp Seeds arillate (in ours), with ruminant endosperm and a small embryo Embryo-sac development normal (Polygonum type) [insofar as investigated], endosperm development cellular.

A tropical family with 75-120 genera and more than 1000 species, many poorly known, and the classification of the family not yet well agreed upon Represented in our area by *Asimina*, the only extra-tropical genus, and by *Annona*, which reaches subtropical Florida

The family is distinguished by the exstipulate, simple leaves, the 3 whorls of 3 perianth segments, the numerous more or less fleshy spirally inserted stamens (each with a single vein), the usually numerous carpels the fleshy fruits the large seeds with ruminant endosperm, the tri-lacunar nodes with tripartite median trace, and the monocolpate (or derived) pollen with proximal germinal area (evident in those species in which the pollen is shed in tetrads) Anatomical features of wood, stem and leaf are remarkably uniform throughout the family

It has been agreed generally that the affinities of the group are with the Ranales (-sensu lato) but more precise relationships have been a matter of speculation The anatomical evidence brought together by Vander Wyk and Canright strongly supports the view that the Annonaceae should be most closely allied with Degeneriaceae Magnoliaceae and Himantandraceae, on a level of specialization above the Magnoliaceae and perhaps roughly comparable with Himantandraceae

REFERENCES

- ADATIA, R. D., AND D. B. CHOKSHI The chromosome numbers in the family Annonaceae *Cur Sci Bangalore* 20: 102 1951 *
- ASANA, J. J., AND R. D. ADATIA The chromosome numbers in the family Annonaceae *Cur Sci Bangalore* 14: 74-75 1945 *
- Contributions to the embryology of the Annonaceae *Jour Bombay Univ B Biol Sci II* 16(3): 7-21 1947 *
- BOWDEN, W. M. Chromosome numbers in the Annonaceae *Am Jour Bot* 35: 337-381 1948 [7 sp. *Asimina* $2n = 18$, 5 sp. *Annona* $2n = 16$, and others]
- CORNER, L. J. H. The annonaceous seed and its four integuments *New Phytol* 48: 332-364 1949
- DIRIS, L. Die Gliederung der Anonaceen und ihre Phylogenie *Sitzungsber Preuss Akad Wiss* 1932: 77-85 1932
- FRILS, R. E. Einige Gesichtspunkte zur systematischen Gruppierung der amerikanischen Annonaceen-Gattungen *Ark Bot* 30A(6): 1-31 1943
- Revision der Arten einiger Annonaceen-Gattungen I-V *Acta Horti Berg* 10: 1-341 1931, 12: 1-220 289-577 1939
- Verstreute beobachtungen hinsichtlich der familie Annonaceae *Ark Bot II* 3: 35-42 1955 [Old world genera]
- GARRALI, G. A. Bearing of wood anatomy on the relationships of the Myristicaceae *Trop Woods* 36: 20-44 1933 [Many data on Annonaceae]
- HUTCHINSON, J. Contributions toward a phylogenetic classification of flowering plants II The genera of Annonaceae *Kew Bull* 1923: 241-261 1923
- LICOPOLI, G. Sull'anatomia e fisiologia del frutto nell' *Annona reticulata* e nell' *Asimina triloba* *Atti Accad Napoli II* 1: 1-9 1887 *
- OZLEND, P. Structure du noeud foliaire des Magnoliacées et des Annonacées *Compt Rend Acad Sci Paris* 224: 1521-1523 1947
- PERIASAMY, K. On the foetal biology of some members of the Annonaceae *Jour Madras Univ* 24: 7-12 1954 *
- RUSBY, H. H. The custard-apple family in Florida *Jour N Y Bot Gard* 36: 233-239 1935 [*Asimina* and *Annona*]
- VANDER WYK, R. The comparative morphology of the Annonaceae. Doctoral Dissertation Widener Library Harvard Univ 1950 [Stem wood node]

and petiole leaf, cotyledon, and pollen, especially, in comparison with De-generiaceae, Magnoliaceae, Himantandraceae, Myristicaceae, Eupomatiaceae, Canellaceae Calycanthaceae]

- AND J E CANRIGHT The anatomy and relationships of the Annonaceae Trop Woods 104. 1-24 1956 [Stem and wood anatomy]
- VOIGT, A Untersuchungen über Bau und Entwicklung von Samen mit ruminiertem Endosperm aus den Familien der Palmen, Myristicaceen und Anonaceen, Ann Jard Bot Butenzorg 7 151-190 1888
- WESTER, P J Annonaceous possibilities for the plant breeder Philipp Agr Rev 6 312-321 1913

1 *Asimina* Adans Fam Pl 2 365 1763

Trees (to 40 ft), shrubs or subshrubs (ca 2 ft) Flowers nodding, axillary on greatly reduced branches, solitary or in pairs borne on the wood of the preceding season or on the growth of the year, ill-scented or fragrant Sepals 3 (rarely 4), small, valvate in the bud Petals usually 6(-8 or sometimes 12), in 2 (or more) series of 3 the outer largest (often very much larger), imbricated, brown or purplish, greenish, white or yellowish, often increasing greatly in size during anthesis. Stamens numerous-10, inserted on the subglobose to nearly flat receptacle, pollen in tetrads Carpels 15-1, distinct, the styles short the stigma small, ovules many-6, in two rows or one Carpels berry-like in fruit (usually one 1-4 maturing) free banana-shaped or somewhat torulose to ellipsoid or ovoid, the flesh aromatic. seeds flattened to round, many-4, inclosed in a pulpy membranaceous aril. (Including *Pityothamnus* Small and *Deeringothamnus* Small) TYPE SPECIES *A triloba* (L) Dunal (The name from *asimimier*, an early French-colonial name for *A triloba*, this, in turn from the Indian name *assimin*) — PAWPAW

Perhaps 10 species all of eastern North America. *Asimina triloba* (northern Florida to Texas, north to New Jersey, western New York southern Ontario, Michigan, Illinois, southeastern Iowa and southeastern Nebraska) and *A parviflora* (Michx) Dunal (Piedmont and Coastal Plain, northern Florida to Mississippi, north to southeastern Virginia) have the widest ranges, the others are mostly confined to Florida The genus includes the only truly extra-tropical species in the family According to Fries, the only close relative is *Stenanona* Standl of Panama and Costa Rica

Although the species of *Asimina* range from deciduous trees reaching 40 ft (*A triloba*) to low, fusiform-rooted shrubs with dimorphic stems and partly persistent leaves and, although there is considerable diversity in flower-color and petal-shape, -size, and -sculpturing, the group appears to be a natural one The differences used by Small in segregating *Pityothamnus* and *Deeringothamnus* seem trivial as generic distinctions The chromosome-numbers of species of the former group are the same as those of *A triloba* and *A parviflora* ($2n = 18$) and, even more significantly, vigorous hybrids have been obtained between *A triloba* and at least ' 4

obovata" (= *A grandiflora* (Bartr.) Dunal?) and "*A angustifolia*" (= *A pygmaea* (Bartr.) Dunal?), two very different species assigned to *Pityothamnus*. The former hybrid is known to be fully fertile. No such data are available for the two species placed in *Deeringothamnus* (*A pulchella* (Small) Rehd. & Dayton, of sw Florida, and *A Rugelii* Robins., of ne Florida). Although differing in the nearly flat receptacle (correlated with reduced numbers of stamens and carpels), in the narrow, hardly fleshy petals of nearly equal size, and in the lack of bracts on the peduncles of the flowers, these plants appear to be only the most specialized members of the genus, standing at the opposite extreme from *A triloba* but connected to it through the "Pityothamnus" group.

Although apparently rather stable in its vegetative and floral morphology, *A triloba* shows a wide variation in size, color and palatability of fruits. Two general types have been observed: (1) large, yellow-fleshed, highly flavored, early ripening and (2) small to large, white-fleshed, mild-flavored, late or very late ripening fruits. A number of selected clones, propagated by grafting, are in cultivation.

The flowers of all species are protogynous. The brown or purple flowers of *A triloba* and *A parviflora* are reputed to be ill-scented, while those of the white-flowered species, especially *A pulchella* and *A Rugelii*, are fragrant. Beetles appear to be involved in pollination. Most species set few fruit, hand-pollination seems to be necessary to obtain a good fruit-set in *A triloba*.

REFERENCES

- BOWDEN, W. M. Triploid mutants among diploid seedling populations of *Asimina triloba*. Bull. Torrey Bot. Club 76: 1-6, 1949. [5 triploids among 205 seedlings in 23 collections.]
- AND B. MILLER. Distribution of the Papaw, *Asimina triloba* (L.) Dunal, in southern Ontario. Canad. Field-Nat. 65: 27-31, 1951.
- DEMING, W. C. Papaw (*Asimina triloba*) notes. North Nut Growers Assoc. Ann. Rep. (1945) 36: 98, 1946.*
- EXELL, A. W. William Bartram and the genus *Asimina* in North America. Jour. Bot. 65: 65-69, 1927. [Includes key to species.]
- FRIES, R. E. Revision der Arten einiger Annonaceen-Gattungen V. Acta Horti Berg. 12: 289-577, 1937. [*Asimina*, *Deeringothamnus*, 546-554.]
- GRAY, ASA. The genus *Asimina*. Bot. Gaz. 11: 161-164, 1886.
- HERMS, W. B. Contribution to the life history of *Asimina triloba*. Ohio Nat. 8: 211-217, 1907. [Embryo sac, embryology.]
- LAMPTON, R. K. Developmental morphology of ovule and seed in *Asimina triloba* Dunal (Abs.). Jour. Tenn. Acad. 28: 182-183, 1953. [See also Diss. Abs. 13: 290, 291, 1953.*]
- LEVERETT, F. The northern limit of the papaw tree. Science 23: 919, 920, 1906. See also other authors loc. cit. 23: 920, 23: 749-751, 1906, 24: 48, 1906.
- LOCKE, F. J. Microsporogenesis and cytokinesis in *Asimina triloba*. Bot. Gaz. 98: 159-168, 1936.
- NASH, G. V. Revision of the genus *Asimina* in North America. Bull. Torrey Bot. Club 23: 234-242, 1896.
- POPENOE, P. Where are the best papaws? Jour. Hered. 7: 291-296, 1916.

- The best papaws Loc cit 8 21-33 1916 [Includes information on propagation, fruits, largest trees etc.]
- REHDER, A AND W A DAYION A new combination in *Asimina* Jour Arnold Arb 25: 84 1944 [*A pulchella*, *Deeringothamnus* discarded]
- SMALL, J K *Deeringothamnus pulchellus* Addisonia 11 33-34 1926 See also Bull Torrey Bot. Club 51 390 1924 *Deeringothamnus Rugelu* Loc cit 15 17-18 1930
- A new pawpaw from Florida Torreya 26 56 1926 [*A tetramera*]
- SMITH, G H Vascular anatomy of Ranalian flowers II Ranunculaceae (continued), Menispermaceae, Calycanthaceae, Annonaceae Bot Gaz 85 152-177 1928 [*Asimina triloba*]
- SOBAJMA, Y Studies on the pawpaw (*Asimina triloba* Dunal) III On the time of flower bud differentiation and bearing habit (In Japanese) Saikyo Univ Facul Agr Sci Rep 7. 81-86 1955 * [English summary]
- AND N KUNIMURA Studies on the pawpaw (*Asimina triloba* Dunal) I (1) Flowering season and microsporogenesis in pawpaw, (2) Insect visitors on the flowers of pawpaw (In Japanese) Saikyo Univ Facul Agr Sci Rep 5 33-46 1953 * II On the fruit setting by the self pollination and the germination test of pollen (In Japanese) Loc cit 6 29-37. 1954 *
- UPHOF, J C T Die nordamerikanischen Arten der Gattung *Asimina* Mitt Deutsch Dendr Ges 45 61-76 1933
- ZIMMERMAN, G A Hybrids of the American pawpaw. Jour Hered 32. 83-91 1941 [Notes on *A triloba* and interspecific hybrids]

2 *Annona* L Sp Pl 1 536 1753, Gen Pl ed 5 241 1754

Trees (deciduous with us) with rather coriaceous 2-ranked leaves, nodding flowers borne on axillary or supra-axillary branches (which may abort producing the effect of either terminal or axillary flowers), and fleshy syncarpous fruits Sepals small, valvate in the bud, petals rather thick and fleshy, generally whitish or yellowish, the outer whorl larger and alternate with the sepals and valvate, the inner smaller or very much reduced [or lacking] and valvate [or imbricate] Stamens club-shaped, the tip modified, generally broad and truncate, very numerous and tightly packed, inserted on the hemispherical receptacle, pollen grains in columns of tetrads Carpels sessile, numerous, on the receptacle, the ovaries free or united at anthesis, the styles generally club-shaped fleshy, and conspicuous, ovules solitary in each ovary (rarely 2), erect Carpels coalescent, forming a many-seeded syncarp with a smooth, squamulose or muricate surface, the individual carpels being indicated on the surface by more or less distinctly outlined areoles Seeds ovate or elliptical, with a thin outer coat and a thin aril TYPE SPECIES. *A muricata* L (The name from *anon* or *hanon*, the native Hispaniolan name for *A muricata*, but changed by Linnaeus to Latin *annona*, a year's harvest, in preference to the use of a "barbarous" name, but so that the sound might be kept) — CUSTARD-APPLE

A genus of about 110 species assigned to 17 sections, most species tropical American, but about 10 in Africa, several species widely culti-

vated and naturalized in tropical regions, one species native, one sparingly naturalized and several cultivated in subtropical Florida

Sect *PHYLLOXYLON* Saff, with ovate petals the inner valvate, and ovaries connate at anthesis, includes only *Annona glabra* L ($2n = 28$), the most widespread species in the genus (West Indies north to the Bahamas and southern Florida, south to southern Brazil, Mexico to Ecuador, also in Africa from Senegal to the Belgian Congo) Always at low altitudes and associated with abundant moisture, the Pond-apple or Alligator-apple occurs in Florida in the Everglades and coastal areas in shallow ponds, along the borders of small fresh-water streams or on swampy hummocks, in other areas it seems sometimes to be associated with mangroves The leaves appear in March–April and flowers in April, the edible but not very palatable fruits ripen in November

Sect *ANNONA*, cauliflorous, but also with ovate petals, the inner imbricate and with free ovaries, is represented in cultivation by *A muricata* L the Guanabana or Sour-sop, a favorite tropical fruit only precariously hardy in Florida

Sect *AITA* Mart, with elongate petals, the inner greatly reduced, includes *A squamosa* L (Sweet-sop or Sugar-apple), *A reticulata* L (Bullock's Heart) and *A Cherimola* Mill (Cherimoya), all in cultivation in tropical Florida, the first naturalized on some of the Florida Keys

All species are proterogynous At the time of pollination a sticky fluid exudes from the stigmas gluing the styles together and providing a receptive medium for the pollen The members of sect *Atta* seem to be cross-pollinated (by beetles?) but *A muricata* may be self-pollinated, at least in some areas Artificial hybrids have been obtained at least between *A squamosa*, *A reticulata*, and *A Cherimola*, and between these species and *A glabra* The Atemoya (*A squamosa* × *A Cherimola*) is regarded as a very promising tropical fruit combining the better features of both parents The chromosome numbers of the 4 cultivated species above have been reported as both 14 and 16 Numerous cultivars, perhaps involving hybridization, are known in various areas of the tropics Other species are being introduced and tested for their horticultural possibilities

According to Fries the genus is most closely related to the American genera *Raimondia*, *Rollinia* and *Rollinoopsis*

REFERENCES

- FRIES, R. E. Revision der Arten einiger Anonaceen-Gattungen II. Acta Horti Berg 10 129–341 1931 [American spp of *Annona*, 197–315]
- ISLAM, A. S. Preliminary report on the colchicine-induced tetraploids of *Annona squamosa* L. Cur Sci Bangalore 22 118–120 1953 *
- JULIANO, J. B. Morphological contribution on the genus *Annona*. Philipp Agr 24 528–541 1935 *
- KUMAR, L. S. S., AND K. RANADIVE. A cytological study of the genus *Annona*. Jour Univ Bombay 10B 1–8 1941 * [*A muricata*, *A reticulata*, *A squamosa*, *A Cherimola*, $2n = 14$]
- LLON, HNO, AND HNO AITAIN. El genero *Annona* en Cuba. Revista Soc Cuba Bot 3 116–124 1946 [15 spp]

- MEIJER, T M The alkaloids of *Anona muricata* Linn Buitenzorg Lab voor Scheikundig Onderzoek Meded 94 1-8 [undated], reprinted from De Ingenieur in Nederlandsch-Indie no 6 1941, Rubriek VII *
- NOONAN, J C Review of investigations on the *Anona* species Proc Fla State Hort Soc 66 205-210 1953 *
- PIJL, L VAN DER On the flower biology of some plants from Java with general remarks on fly-traps Ann Bogori 1: 77-99 1953 [Includes self-pollination in *A muricata*]
- POPLNOE, W Anona culture in Florida Am Eagle 41(6) 1, 3 1946 *
- PREST R L Custard apples pollination Queensl Fruit & Veg News 2(8) 29-30 1952 See also Queensl Prod 33(24) 14 1951 *
- ROBYNS, W, AND J GHESQUIÈRE Essai de revision des especes africaines du genre *Annona* L Bull Soc Roy Bot Belg 67(1) 7-50 1934 [All except *A glabra* belong to the otherwise S Am sect *Helogenia*]
- SAFFORD W E Classification of the genus *Annona*, with descriptions of the new and imperfectly known species Contr U S Nat Herb 18: i-xii + 1-68 1914
- The genus *Annona* the derivation of its name and its taxonomic subdivisions Jour Wash Acad 1 118-120 1911 See also SPRAGUE, Jour Bot 59. 158 1921, and Kew Bull 1928 114 1928
- SANTOS, A C Alkaloid from *Anona reticulata* Linnaeus Philipp Jour Sci 43. 561-564 1930 [Anonaine from bark]
- SAMUELISSON G Über die Pollenentwicklung von *Anona* und *Aristolocma* und ihre systematische Bedeutung Sv Bot Tidskr 8 181-189 1914 [*A Cherimola*]
- SCHROEDER C A Fruit morphology and anatomy of the Cherimoya Bot Gaz 112 436-446 1951 [*A Cherimola*]
- Hand pollination of cherimoya practical method for improving fruit set for better yields Calif Agr (Calif Sta) 1(8) 2 1947 *
- SIMONS, J S La guanábana y su cultivo Puerto Rico Agr Exp Sta Río Pedras Agriculture Exp 2(3) 7-8 1942 *
- STURROCK, D Tropical fruits for southern Florida and Cuba and their uses 131 pp Arnold Arb, 1940 [*Annona*, 43-50]
- WESTER, P J Pollination experiments with Anonas Bull Torrey Bot Club 37 529-539 1910 [*A reticulata*, *A squamosa*, *A Cherimola*, *A glabra*]
- Hybridization of Annonas Philipp Agr Rev 8 177-181 1915 *
- A contribution to the history and vernacular nomenclature of the cultivated Anonas Philipp Jour Sci (Bot) 7 109-123 1912

ILLICACEAE (ANISF-TREE FAMILY)

A single genus *Illicium* L, of southeastern Asia and southeastern North America Although often placed near *Drimys* (Winteraceae) or associated with the Magnoliaceae, its closest relatives are undoubtedly *Schusandria* and *Kadsua* with which it shares similar pollen, the ranalian type of ethereal oil cell, cambiform "mucilage" cells in the phloem, unilacunar nodes, and similar cuticles, stomata and chromosomes a combination of characters unique within the Ranales The total evidence from morphology, anatomy and cytology suggests the inclusion of these three genera either in a single family or in two closely related families, it further pro-

vides a strong obstacle to the association of these genera with either Magnoliaceae or Winteraceae. According to the A. C. Smith, "The three genera will probably be treated by future phylogenists as composing a sub-order of the Ranales, coördinate with suborders composed of the (1) Magnoliaceae, Himantandraceae, and Degeneriaceae, (2) Winteraceae, (3) Trochodendraceae and Tetracentraceae, (4) Eupteleaceae, and other combinations of families . . . not yet sufficiently investigated."

Illicium stands apart from the Schisandraceae in its shrubby or arborescent habit, unmodified receptacle, free stamens, vascularized style, comparatively few carpels in a single whorl, single ovule, fruit a single whorl of follicles, unilacunar nodes with a single trace, pseudo-siphonostelic arrangement of the primary tissues, lack of crystal-bearing sclerenchyma, and a specific combination of primitive and specialized anatomical features in the secondary xylem and phloem.

1. *Illicium* L. Syst. Nat. ed. 10. 1050. 1759.

Glabrous evergreen shrubs or small trees with thin-coriaceous, exstipulate, entire, alternate or distally clustered leaves, the blades decurrent on the petioles. Flowers solitary or 2 or 3 together in minute glomerules, axillary or sub-terminal and appearing crowded among leaves toward the tips of branchlets, sometimes bracteolate, subtended by several caducous bracts. Flowers perfect, hypogynous, the parts free. Receptacle convex to short-conical, usually concealed by carpel-bases. Perianth segments numerous (12-15 or 21-33 in ours), several seriate. Stamens numerous (6-7 or 30-38, rarely -50, in ours), 1-seriate or 2- or 3-seriate, erect, with fleshy filaments and basifixed 4-sporangiate anthers introrsely dehiscent by longitudinal slits; pollen tricolpate. Carpels 11-15(-20), free, in a single whorl, each composed of a laterally flattened ellipsoid ovary distally attenuate into an acute style; style vascularized, conduplicate, stigmatic along the upper side along all or most of its length; ovary unilocular, with a single anatropous ovule on the adaxial side near the base. Fruit a follicetum of a single whorl of free, spreading follicles 10-18 mm. long, these dehiscent along the upper side. Seed with a sub-basal hilum, ellipsoid and laterally flattened, 5-7 mm. long, brownish, glossy; endosperm copious, oily; embryo minute, near the hilum. TYPE SPECIES: *I. anisatum* L. (The name Latin, *illicium*, an allurement, in reference to the fragrance of the fruits of *I. verum* Hook f., an economically important species confused by Linnaeus and others with *I. anisatum*.) — ANISE-TREE.

A genus of some 37 species of southeastern Asia and 5 of southeastern North America. Two species, representing each of the 2 sections, occur entirely within our area. Our species are easily recognized by the fragrant (when crushed), thin-coriaceous, more or less evergreen leaves, the red to yellow relatively small flowers with numerous perianth segments, and the very characteristic star-shaped fruit, a ring of follicles.

Section *ILLICIUM* (*Budiana* Spach), with 13 species in which the inner

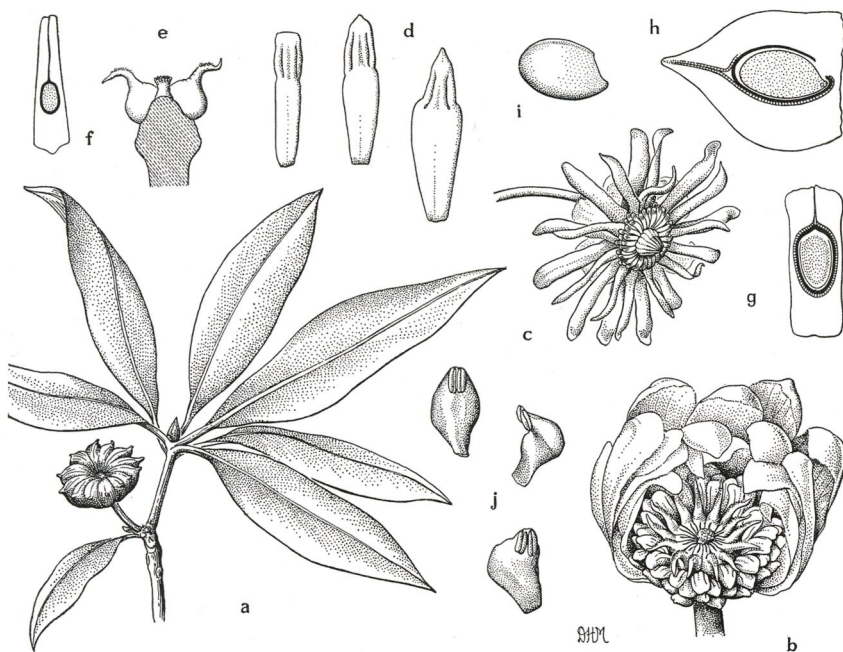


FIG. 2. *Illicium*. a-i, *I. floridanum*: a, fruiting branchlet, $\times 1/3$; b, opening bud with carpels receptive to pollen, $\times 3$; c, flower, later stage at shedding of pollen, the carpels connivent, $\times 1$; d, stamens, inner, outer, and an unusual sub-tepaloid form, adaxial views, $\times 5$; e, two carpels on axis, other flower parts removed, $\times 3$; f, carpel, vertical section, to show folded, unfused sporophyll with single ovule, $\times 10$; g, mature carpel, in section, with horny endocarp (striped) and seed with horny outer seed-coat (black) and endosperm (dotted), $\times 2$; h, mature carpel, cross-section, the mature embryo at micropylar end of seed (to right), $\times 2$; i, seed, $\times 2$; f, g, h, semi-diagrammatic. j, *I. parviflorum*: stamens, adaxial view, $\times 5$.

perianth segments are thin, narrowly oblong or ligulate or lanceolate and somewhat lax at anthesis, is represented with us by *I. floridanum* Ellis ($2n = 28$), a very well marked species which ranges from northwestern Florida to eastern Louisiana and northward to central Alabama at low elevations, especially in wet areas (e.g., around bay-heads). The only close relative of this species is the very similar and perhaps conspecific *I. mexicanum* A. C. Smith, of Veracruz and Tamaulipas. Both plants differ from Old World members of the section in their comparatively long pedicels, numerous stamens and brightly colored perianth segments.

The proterogynous flowers of *I. floridanum*, borne from March to May, are showy, deep red or purple, with an intensely unpleasant odor, both features suggestive of pollination by carrion flies. The species is hardy as far north as Philadelphia where, however, it may lose its usually ever-green habit. The leaves were used with those of *Ilex Cassine* as a tea by the Indians of western Florida.

Section Cymbostemon (Spach) A. C. Smith, with 29 species in which the inner perianth segments are fleshy to paper-like, usually ovate to suborbicular and not lax at anthesis, occurs in our area as *I. parviflorum* Michx. ex Vent., a shrub or small tree which appears to be restricted to a few counties (Lake, Marion, Seminole and Volusia) at the headwaters of the St. Johns River in northeastern Florida. With its obtuse leaves, small, yellowish flowers produced in May and June and reduced number of stamens (6 or 7), this species is unlikely to be confused with *I. floridanum*. Beyond our area the section is represented in the New World by *I. cubense* A. C. Smith, of eastern Cuba, and *I. Ekmanii* A. C. Smith, of western Hispaniola.

Illicium verum, Star anise of southeastern China and adjacent Indo-China, provides a volatile oil used as a medicine, a condiment, or in flavoring liqueurs such as absinthe and anisette. The seeds of *I. anisatum* L. (2*n* = 28), of Japan, contain a poisonous alkaloid.

REFERENCES:

- BAILEY, I. W., AND C. G. NAST. Morphology and relationships of *Illicium*, *Schisandra* and *Kadsura*. I. Stem and leaf. Jour. Arnold Arb. 29: 77-89. 1948.
- GRAY, A. Magnoliaceae. Genera Pl. U. S. 1: 52-64. pl. 21-25. 1848. *I. floridanum*.
- LEMESLE, R. Les punctuations aréolées des fibres des genres *Schisandra* L., *Kadsura* J., *Illicium* L. et leur rapports avec la phylogénie. Compt. Rend. Acad. Sci. Paris 221: 113-115. 1945.
- OSWALD, F., JR. Beiträge zur Kenntniss der Bestandtheile der Früchte des Steranis, *Illicium anisatum*. 47 pp. Marburg, 1887.
- SCHLOTTERBECK, J. O., AND C. R. ECKLER. The structure and development of the fruit of *Illicium floridanum*. Proc. Am. Pharm. Assoc. 49: 485-589. 1901; Pharm. Arch. 4: 201-205. 1901.*
- SMITH, A. C. The families Illiciaceae and Schisandraceae. Sargentia 7: 1-224. 1947. [A complete monographic treatment.]
- SZE, Y. C. *Illicium religiosum* Siebold, Mang Tsao, a phytochemical study. Am. Jour. Pharm. 101: 505-574, 622-637, 687-716. 1929.* [*I. anisatum*.]
- TIEGHEM, P. VAN. Sur les dicotylédones du group des Homoxylées. Jour. de Bot. (Morot) 14: 259-297, 330-361. 1900. [349-354. anatomical features of *Illicium*, which should not be included in Winteraceae.]
- WHITAKER, T. W. Chromosome number and relationship in the Magnoliales. Jour. Arnold Arb. 14: 376-385. 1933. [Includes undocumented counts for *I. anisatum* (also as *I. religiosum*) and *I. floridanum*.]

SCHISANDRACEAE (SCHISANDRA FAMILY)

A family of two undoubtedly closely related genera of climbing vines, *Schisandra* Michx. (ca. 25 species) and *Kadsura* Kaempf. ex Juss. (ca. 22 species), all of eastern and southeastern Asia and Malaysia, with the exception of a single species of *Schisandra* in the southeastern United States. The two genera have numerous features in common with *Illicium* (q.v.) but differ in the scandent habit, unisexual flowers, enlargement of the torus after anthesis, arrangement of the carpels, absence of a vascularized

style, indehiscent drupe-like carpels, unilacunar nodes with three traces typically eu-stelic arrangement of the primary vascular tissues, relatively primitive type of secondary xylem and presence of crystal-bearing sclerenchyma. Although the group is of great phylogenetic and phytogeographic interest, its economic importance is restricted to the few Asiatic species which occasionally are cultivated as ornamentals.

1 *Schisandra* Michx Fl Bor -Am 2: 218 1803, nom cons

Monoecious or dioecious (?) woody climbing vines, the leaves simple petiolate exstipulate, alternate on long-shoots or congested on short-shoots, the blade oblong-elliptic to ovate or lanceolate, pinnate veined, entire to sinuate or remotely undulate-denticulate. Flowers pedicellate, unisexual, solitary in the axils of caducous bracts or foliage leaves near the base of the annual shoots, sometimes subtended by 2 or 3 minute secondary bracts. ♂ flowers: tepals 9-12 [5-20], free, 2- or 3-seriate, all similar, the largest elliptic to obovate, 5-8 mm long, androecium a sessile flattened fleshy 5-cleft pentagonal shield, consisting of 5 radiating stamens with the connectives fused into the shield, the anther-sacs borne on the lower margins of the anthers, opening longitudinally. [in other species stamens 4-60, variously aggregated, pollen 3- or 6-colpate] ♀ flowers: tepals similar to ♂ gynoecium consisting of a receptacle distinctly longer than broad (1.5-3 mm long) and numerous (12-)20-30 [-120], 3-5-seriate carpels, ovary ellipsoid to obovoid the wall fleshy, with stigmatic crests produced distally into an acute, unvascularized pseudostyle and proximally into an irregularly oblong appendage, ovules 2(-3) superposed or obliquely superposed, attached to the adaxial wall of the carpel above the base. Fruit with a greatly elongated receptacle (2-3 cm long, 2-3 mm diameter), the pedicel remaining slender, the receptacle bearing 7-12 carpels spaced on its surface, carpels becoming berries, usually ellipsoid or subglobose, the pericarp red, fleshy, seeds 2, ellipsoid-reniform, more or less rugulose, endosperm copious, oily, embryo small, near the hilum (*Stellandria* Brickell, 1803, nom rejic) TYPE SPECIES *S. coccinea* Michx = *S. glabra* (Brickell) Rehder (The name from Greek *schisis*, a cleaving, and *andros* of a man in reference to the "fissures" between the anthers)

About 25 species of eastern Asia (Manchuria southward to northern Indo-China and the Himalayas, Java and Sumatra), a single species, *S. glabra* in southeastern United States, entirely endemic to our area. *Schisandra glabra* apparently is a very rare plant, being rather poorly known from few and widely scattered localities mostly on the coastal plain in southeastern South Carolina, Georgia, western Florida, Alabama, Mississippi, eastern Louisiana, eastern Arkansas and western Tennessee. The outer perianth segments of the flowers, which are produced in May or June, are greenish, the inner ones increasingly bright red, the androecium red and the anther-sacs yellow. The greatly elongated receptacle which bears the red or scarlet fruits (July-August) is especially noteworthy.

The genus has been divided by A. C. Smith into four sections based primarily on various modifications of the androecium, which in the most primitive section (*PleioSTEMA*) may be composed of relatively numerous (—60) and essentially free stamens. Our species belongs to section *Schisandra* in which the androecium is highly modified, flattened and shield-like, composed of five united stamens, and presumably representing one of the end-products of the genus. In addition to *S. glabra*, the section includes *S. repanda* (Sieb. & Zucc.) A. C. Smith, of southern Japan and southern Korea, and *S. bicolor* Cheng, of northwestern Chekiang, China. All three are strikingly similar in characters of perianth-segments, androecium and gynoecium and furnish still another example of the now-familiar pattern of disjunction between eastern Asia and eastern North America.

The chromosome numbers of *S.* (§ *Maximowiczia*) *chinensis* (Turcz.) Baill., *S.* (§ *PleioSTEMA*) *sphenanthera* Rehder & Wilson, and *Kadsura japonica* (L.) Dunal have all been reported as $2n = 28$.

REFERENCES:

- BAILEY, I. W. AND G. NAST. Morphology and relationships of *Illicium*, *Schisandra* and *Kadsura*. I. Stem and leaf. Jour. Arnold Arb. 29: 77–89. 1948.
- GRAY, A. Ord. Magnoliaceae. Genera Pl. U. S. 1: 52–64. pls. 21–25. 1848. [*Schisandra*, 57–58, pl. 22.]
- KOZO-POLJANSKI, B. M. The floral mechanism of Woo-we-dzy. *Schizandra chinensis* (Turcz.) Baill. Compt. Rend. Acad. URSS. II. 53: 749–751. 1946.*
- LEMESLE, R. Les ponctuations aréolées des fibres des genres *Schizandra* L., *Kadsura* J., *Illicium* L. et leur rapports avec la phylogénie. Compt. Rend. Acad. Sci. Paris 221: 113–115. 1945.
- OZENDA, P. Sur l'anatomie libéroligneuse des Schizandracées. Compt. Rend. Acad. Sci. Paris 223: 207–209. 1946.
- REHDER, A. *Schisandra* Michaux, nomen genericum conservandum. Jour. Arnold Arb. 25: 129–131. 1944.
- SMITH, A. C. The families Illiciaceae and Schizandraceae. Sargentia 7: 1–224. 1947. [A comprehensive monograph.]
- WHITAKER, T. W. Chromosome number and relationship in the Magnoliales. Jour. Arnold Arb. 14: 376–385. 1933. [Includes *Schisandra*.]
- ZAKORDONETS', A. I. Propagation of *Schisandra chinensis* with green cuttings. (In Ukrainian; Russian summary.) Bot. Zhur. Kyiv 12: 44–50. 1955.*

CANELLACEAE (WILD CINNAMON FAMILY)

A small family of disjunct distribution with five genera of the West Indies, Venezuela, Brazil, East Africa, and Madagascar. The family is notable for the combination of alternate, exstipulate leaves vascularized by 3 traces from 3 gaps, ethereal oil cells throughout the plant, wood with a number of primitive anatomical features, 3 sepals, 4–12 petals in one or more whorls, a monadelphous androecium forming a tube around the ovary with the anthers extrorse, a single pistil with 2–6 parietal placentae, and monocolpate pollen. Although placed in the Parietales in the Englerian system, the relationships to the woody Ranales have been pointed out a number of times. Within that group an affinity to Myristicaceae has been

suggested by several investigators. The family has also been placed by itself in the order Canellales near the Laurales (here included in the woody Ranales).

REFERENCES

- BONNET, E. Essai d'une monographie des Canellées Paris 64 pp 1876 [Treats Canellaceae as a tribe of Magnoliaceae]
- CRONQUIST, A. Outline of a new system of families and orders of dicotyledons Bull Jard Bot Bruxelles 27: 13-40 1957 [Canellales]
- GARRATT, G. A. Bearing of wood anatomy on the relationships of the Myristicaceae Trop Woods 36: 20-44 1933 [Includes Canellaceae]
- LEMESLE, R. Nouvelles remarques histologiques, microchimiques et phylogénétiques sur la famille des Canellacées Revue Gen Bot 58: 193-201 1951
- MIERS, J. On the Canellaceae Ann Nat Hist III 1: 349 1858 [Notes similarities of Canellaceae to *Drumys* and to *Illicium*¹]
- OCCHIONI, P. Nota sôbre a biologia das Canelaceas brasileiras Arq Jard Bot Rio de Janeiro 8: 275-279 1948 [Density and abundance of *Cinnamodendron* regulated by the simultaneous action of a seed-attacking fly and a fruit-eating bird]
- PRITZEL, E. Der systematische Wert der Samen-anatomie, insbesondere des Endosperms bei den Parietales Bot Jahrb 24: 348-394 1898 [Canellaceae, 371]
- SOLEREDER, H. Systematische Anatomie der Dicotyledonen 97-99 Stuttgart, 1899
- TIEGHEM, P. VAN. Sur les Canellacees Jour Bot (Morot) 13: 266-276 1899
- VANDER WYK, R., AND J. E. CANRIGHT. The anatomy and relationships of the Annonaceae Trop. Woods 104: 1-24 1956 [Includes stem and wood anatomy of Canellaceae]
- VESTAL, P. A. The significance of comparative anatomy in establishing the relationship of the Hypericaceae to the Guttiferæ and their allies Philipp Jour Sci 64: 199-256 1937 [Canellaceae, 224, 225, 241, 242]
- WARBURG, O. Winteranaceae (Canellaceae) Nat Pflanzenfam III(6): 314-319 Nachtrage 251, 252 1895-1897

- 1 *Canella* P. Br Hist Jamaica 275 pl 27 fig 3 1756, Swartz, Trans Linn Soc 1: 96 1791, nom cons.¹

Small tree, to 8-10 m with gray bark and obovate to oblanceolate rounded or emarginate, deep green lustrous, evergreen leaves. Flowers small, perfect, regular, in terminal and axillary cymose inflorescences. Sepals 3, imbricate, persistent, the petals 5, deep red, connate at the base. Stamens 10, completely united in a tube with the 10 linear extrorse anthers on its outer surface below the summit. Ovary superior, 1-locular with 2 parietal placentae and about 4 semi-anatropous ovules, the stigma 2-3 lobed. Fruit berry-like, red, with 2-4 shining black seeds. Embryo small with a large amount of endosperm. Pollen monocolpate. (*Winterana* L. 1759, nom rejic.) TYPE SPECIES *Canella alba* Murr (= *C. Winterana* (L.) Gaertn.) (Name from Low Latin, *canella*, cinnamon, from Latin,

¹ Conservation unnecessary

canna, a cane or reed, applied to the bark which assumed the form of a roll or quill in drying, the name given by Browne to the West Indian plant "the *Canella alba* of the shops") — WILD CINNAMON, CINNAMON-BARK

Probably a single species wide-ranging in the West Indies and with outlying stations in northern South America and in the region of Cape Sable and the Florida Keys, in subtropical Florida, where the plant occurs in hammocks with other tropical genera, generally in the shade of larger trees

Oil cells are conspicuous in most parts of the plant and the pale inner bark has a cinnamon-like odor. It has been used as a spice, stimulant and tonic. The wood is hard and very dense. The maroon flowers glaucous on the outside, are borne primarily in June and July (January?) and the crimson fruit matures from March to April. The ripe fruit is eaten by birds which probably disperse the plant. It is cultivated as an ornamental to a limited degree.

The stamens are so closely united that the 10 anthers appear to be a ring of 20 close-packed anther-sacs, each splitting longitudinally. However, ten vascular bundles are present in the tube composed of the filaments.

The genus stands apart in the family by the 10 stamens and the 5 petals coherent only at the base.

REFERENCES

- GREENISH, H. G. *Canella* bark, a study of its structure. *Pharm Jour* III 24 793-797 1894 *
- PLANCHON, G. Note sur la structure des écorces qui portent dans le commerce le nom de Canelles. *Bull Soc Bot France* 20 (Session extraord.) xlvj-xlvij 1873
- SARGENT, C. S. *Canella*. *Silva N Am* 1 35-38 1891, 14 97 1902
- SUDWORTH, G. B. On legitimate authorship of certain binomials with other notes on nomenclature. *Bull Torrey Bot Club* 20 40-46 1893 [*Canella Winterana* vs *C alba*]
- SWARIZ, O. The botanical history of the *Canella alba*. *Trans Linn Soc* 1 96-102 1791

CALYCANTHACEAE (CALYCANTHUS FAMILY)

Shrubs with opposite, entire, exstipulate leaves, numerous strap-shaped tepals spirally arranged on a cup-shaped receptacle, the stamens at its apex and extrorse and the carpels numerous, free, on the inner surface of the receptacle the mature receptacle resembling a large, dry rose-hip, embryo large, the cotyledons convolute, endosperm lacking.

A small family of disjunct distribution including only two very similar genera (sometimes combined) *Calycanthus* L. (about 4 species of the eastern and western U S) and *Chimonanthus* Lindl. (2 or 3 species of China)

The group is notable not only for its odd floral structure (highly modified receptacle and numerous free tepals, stamens and carpels) but for a number of anatomical features, including ethereal oil cells, dicolpate pollen (a modification of the monocolpate type), unilacunar nodes with a fundamentally double trace from a single gap and 4 cortical vascular bundles (with inverted orientation of xylem and phloem) which extend throughout the stems of mature plants and which have branches entering the leaves at the nodes

Although some authors have placed the family in the Rosales, the total evidence available clearly indicates that its relationships are with the Ranales, especially that group of families characterized by monocolpate and derived types of pollen and double-trace unilacunar nodes (or unilacunar modifications) Austrobaileyaceae, Amboiellaceae, Trimeniaceae, Monimiaceae, Gomortegaceae, Lauraceae, Hernandiaceae, Chloranthaceae, and Lactoridaceae Its closest relationships are probably with the Monimiaceae a tropical group, chiefly of the southern hemisphere

1 *Calycanthus* L Syst Nat ed 10 2 1066 1759, nom cons

Deciduous shrubs with opposite, entire, exstipulate leaves and red-brown, purple-brown or greenish solitary flowers terminal on short, leafy axillary branches of the season Receptacle cup-shaped, bearing on its outer surface and apex bracts and numerous undifferentiated strap-shaped, free rather fleshy tepals Stamens numerous on the edge of the receptacle, with stout filaments, the apex of the connective prolonged, succulent, the anthers extrorse, inner stamens reduced to staminodia, pollen 2-colpate Gynoecium of numerous free carpels within the receptacle, style filiform, stigma terminal, the ovary 1-celled with 2 anatropous, 2-integumented ovules Fruit an indehiscent pseudocarp from the accrescent receptacle and tepal-bases somewhat resembling a large dry rose-hip, bearing within it the numerous large achenes with tough exocarp Seed solitary, large, lacking endosperm, the embryo large, with convolute cotyledons $2n = 22$ (*Butneria* Duham 1755, nom rejic) TYPE SPECIES *C floridus* L (The name from Greek, *calyx*, a cup, and *anthos*, flower) — STRAWBERRY BUSH, SWIFT-SHRUB BUBBY BLOSSOM, SWEET BUBBY, SWEET BETTIE SPICEBUSH

Perhaps three species of the eastern United States and a single well marked less closely related species, *C occidentalis* Hook & Arn, of the North Coast Ranges and Sierra Nevada foothills of California The 2 or 3 species of the Asiatic *Chimonanthus*, in which the number of stamens is reduced to five are sometimes included in *Calycanthus* as a separate section *Calycanthus fertilis* Walt *C floridus* L, and *C Mohru* (Small) Pollard are generally recognized in our area, but the range of variation and the true limits of the species are not well understood Fruit characteristics have been little used but may provide good taxonomic characters

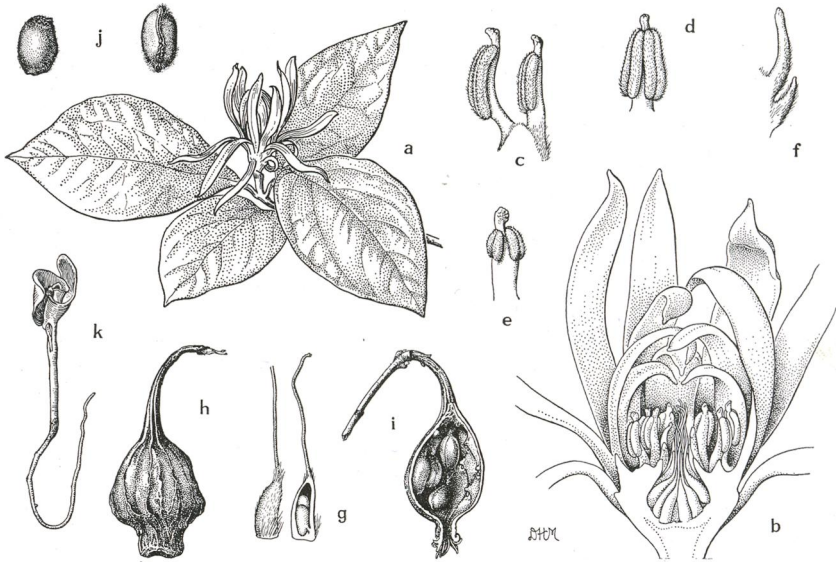


FIG. 3. *Calycanthus*. a-h, *C. floridus*: a, flowering branchlet, $\times 1/2$; b, flower, vertical section, to show carpels, stamens, staminodia, and cup-shaped "receptacle," $\times 2$; c, two stamens, lateral view, $\times 5$; d, stamen, abaxial view, $\times 5$; e, inner, reduced stamen, abaxial view, $\times 5$; f, two staminodia from edge of cup, lateral view, $\times 5$; g, carpels, $\times 5$; h, mature dry pendulous pseudocarp, $\times 1/2$; b, g, semi-diagrammatic. i-k, *C. fertilis*: i, pseudocarp, vertical section, with mature carpels, some removed, $\times 1/2$; j, mature carpels, lateral and abaxial views, $\times 1$; k, seedling with unfurling cotyledons, $\times 1/2$.

Agamospermy (which may account for some of the taxonomic difficulties) has been reported in *Calycanthus fertilis*, *C. floridus*, *C. occidentalis* and *Chimonanthus praecox*. Embryos seem to be of nucellar origin, although parthenogenesis has been claimed for the same species. Pseudogamy appears to be the rule, pollination being necessary for the development of the endosperm, without which the embryo does not grow. *Calycanthus floridus* var. *ovatus* (Ait.) DC., presumably of garden origin, has been reported to be a triploid ($2n = 33$), with about 50 per cent sterile pollen.

The flowers are proterogynous. Pollination in *Calycanthus occidentalis* has been shown to occur through the agency of *Colopterus truncatus* (Randall), a small nitidulid beetle.

Ethereal oil cells occur especially in bark, leaves, and tepals. The flowers are quite variable in fragrance but some forms have an extremely pleasant spicy, strawberry-like odor when crushed. The seeds contain an alkaloid, calycanthine, with a physiological action similar to strychnine; poisoning of cattle and sheep eating the fruits has been reported in Tennessee.

REFERENCES

- BROFFERIO, I Osservazioni sulla sviluppo delle Calycanthaceae Ann Bot Roma 18 387-394 1930 [Pseudogamy, nucellar embryos]
- BOUREAU, E L'évolution vasculaire du *Calycanthus floridus* L (actuel Calycanthacées) et l'explication du système vasculaire du *Zygopteris laciniata* B R (filicale paléozoïque, zygopteridées) Bull Mus Hist Nat Paris II 18 440-447 1946
- CHFDLE V I, AND K ESAU Secondary phloem of Calycanthaceae Univ Calif Publ Bot 29 397-510 1958 [*C floridus*, *C occidentalis*, *Chimonanthus praecox*]
- DAUMANN, E Das Blütennektarium von *Magnolia* und die Futterkörper in der Blüte von *Calycanthus* Planta 11 108-116 1930 [*C floridus*]
- DIELS, L Käferblumen bei den Ranales und ihre Bedeutung für die Phylogenie der Angiospermen Ber Deutsch Bot Ges 34 758-774 1916 [Beetle pollination in *Eupomatia* and *C occidentalis*]
- FAHN, A, AND I W BAILLY The nodal anatomy and the primary vascular cylinder of the Calycanthaceae Jour Arnold Arb 38 107-117 1957.
- GRANT, V The pollination of *Calycanthus occidentalis* Am Jour Bot 37 294-297 1950
- KEARNEY, T H JR The nomenclature of the genus *Buttneria* Duham Bull Torrey Bot Club 21 173-175 1894
- LIGNIER, O Recherches sur les massifs libéro-ligneux de la tige des Calycanthées Bull Soc Bot France 31 128-132 1884.
- Sur la valeur morphologique des massifs libéro-ligneux corticaux des tiges des Calycanthées Compt Rend Acad Sci Paris 98 700-702 1884
- Recherches sur l'anatomie comparée des Calycanthées, des Melastomacées et des Myrtacées Arch Bot Nord France 3 1-455 1886-1887
- FLOUVIER, V Contribution à l'étude biochimique de quelques Calycanthacées, Magnoliacées et Rosacées (Summary) Ann Sci Nat XI 7 237-238 1947
- POLLARD, C L Calycanthaceae N Am Fl 22 237-238 1908
- QUINLAN C E Contributions toward a knowledge of the anatomy of the lower dicotyledons III The anatomy of the stem of the Calycanthaceae Trans Roy Soc Edinb 52 517-530 1920
- RAMALEY, F Seedlings of certain woody plants Minn Bot Stud 2: 69-86 1899 [*C floridus*, 72-73]
- Comparative anatomy of hypocotyl and epicotyl in woody plants Loc cit 2 87-136 [*C floridus*, 100-102]
- SAX, K Chromosome behavior in *Calycanthus* Jour Arnold Arb 14 279-281 1933 [Undocumented counts of *C fertilis*, *C floridus*, *C floridus* var *ovatus*]
- SCHAEFFI H Morphologische Untersuchungen an den Karpellen der Calycanthaceae Phytomorphology 3 112-118 1953 [Carpel conduplicate, 3-veined, *C floridus*, *Chimonanthus praecox*]
- SCHURHOFF, P N Zur Apogamie von *Calycanthus* Flora 116 73-84 1923 [Parthenogenesis]
- SMITH, G H Vascular anatomy of Ranalian flowers — II Ranunculaceae (continued), Menispermaceae Calycanthaceae, Annonaceae Bot Gaz 85 152-177 1928 [*Calycanthus floridus*]
- STERN, E E The fruit of *Calycanthus*, L Bull Torrey Bot Club 15. 205-209 1888 [*C fertilis* eastern Tenn.]

WILLIAMS, J. L. The sieve-tubes of *Calycanthus occidentalis*. Ann. Bot. 8: 367-370. 1894.

LAURACEAE (LAUREL FAMILY)

Evergreen (mostly) or deciduous trees or shrubs with alternate [or sometimes opposite or subopposite], exstipulate, entire or rarely lobed, pinnately veined, subtriply-veined [triply-veined or 3-veined] leaves. (except *Cassytha*, a greatly reduced parasite resembling *Cuscuta*); wood and leaves usually with ethereal oil cells and often with mucilage cells. Inflorescences usually axillary, basically cymose, paniculate or reduced and sub-umbellate, racemose, spicate [or capitate]. Flowers bisexual or unisexual (the plants then dioecious or polygamo-dioecious), small, regular, generally whitish or yellowish, often hairy. Perianth regular, of 6 tepals in 2 whorls of 3, similar or the outer smaller, free nearly to the base or \pm united to form a perianth tube on which the stamens are inserted. Stamens basically 12, in 4 series of 3, the outermost (series I) opposite the outer whorl of tepals, the succeeding series alternating; any one or more series (in all our genera) reduced to staminodia or altogether lacking and the filaments of one (series III) or more series of fertile stamens flanked by stalked or sessile "glands." Anthers 4- or 2-locular, introrse or extrorse, upwardly dehiscent by 4 or 2 flap-like valves; pollen sticky, the contents of each locule raised upward by the valve, grains non-aperturate, single. Pistil 1, with a single stigma and style and a 1-locular ovary with a single pendulous, anatropous, 2-integumented ovule; ovary free from the perianth tube, although sometimes \pm surrounded by it. Fruit a berry or drupe; perianth lobes persistent [often accrescent] or deciduous in fruit, the perianth tube and pedicel often greatly enlarged to form a cupule subtending the fruit, in a few (e.g., *Cassytha*) the perianth tube completely surrounding the fruit but free from it. Seed lacking endosperm, the embryo large with fleshy plano-convex cotyledons, a small plumule and radicle; germination usually hypogeal. (Including Cassythaceae.)

A family of perhaps 30-40 genera and about 2500 species, mostly evergreen and primarily of the tropics and warm-temperate areas of both hemispheres, especially Central and South America and southern Asia. Represented with us by about 11 native and 2 more or less naturalized species in 8 genera.

The family is easily recognized by the small, regular, usually 3-merous flowers with their curious 4- or 2-locular stamens dehiscent by as many flap-like valves, the 1-locular ovary with a single pendulous anatropous ovule, the baccate fruit often subtended by a cupule derived from the accrescent perianth tube, and the large embryo without endosperm. Equally well characterized by a unique combination of anatomical characters, the Lauraceae seem to form a well-marked and natural family.

The relationships of the Lauraceae seem to be with that group of the woody Ranales (sensu lato) which have secretory cells, unilacunar nodes

and monocolpate, dicolpate or derived (in this case non-aperturate) pollen grains. The relationships are particularly with Monimiaceae (cf subfam Hortonoideae, Atherospermoideae), Hernandiaceae, and Gomortegaceae (note woody habit, non-aperturate pollen grains, stamens with associated staminodes, valvular anthers, unilacunar nodes, simple and exstipulate leaves, related alkaloids)

Although the family is a natural one, the generic (and specific) lines are very difficult in some groups of Lauraceae and may be artificial in many instances. Convergent tendencies may be noted again and again. Strong emphasis has been placed upon the various permutations and combinations possible within the 4 series of stamens and staminodes and upon the 4-vs 2-locular condition of the anthers (although both of the latter are known to occur within some undoubtedly related groups, e.g. *Cinnamomum*, *Sassafras*). Other important characteristics include inflorescence-type and the development of the perianth tube and lobes and their condition in fruit (persistent, deciduous, cupules, etc.). Patterns of leaf-venation and cuticle may be useful at the specific level but may vary widely within related groups and similar patterns may occur in completely unrelated species. (As a result, generic determinations of fossil materials based on vegetative characteristics are, at best, dubious.)

The four trimerous whorls of stamens in the basic lauraceous flower are designated here as series I-IV (cf Mez), beginning with the outermost whorl which is opposite the outer tepals. The stamens of series III are usually flanked by nectaries (most often stalked and vascularized) which seem to be staminodial in origin. Series IV, if present at all, is usually staminodial.

Perfect flowers throughout the family probably are proterogynous, although observations from living plants seem to have been made only on two species of *Persea* in which proterogyny is carried to an extreme (dianthisis). Stamens appear to elongate between the time the stigma is receptive and that at which the pollen is shed. The anther valves open from the base upward, recurving and carrying with them the entire contents of the locules.

Only a few species have been examined cytologically, but in these 12 is the basic chromosome number.

REFERENCES

- ALLEN, C. K. Studies in the Lauraceae VI. Preliminary survey of the Mexican and Central American species. *Jour. Arnold Arb.* 26: 280-364, 365-434, 1945 [Much information pertaining to our genera. See also loc. cit. 20, 22, 23, 1939, 1941, 1942 for II-V dealing with Asiatic genera].
- . Lauraceae in Woodson & Schery. *Flora of Panama*. *Ann. Missouri Bot. Gard.* 35: 1-68, 1948.
- BANDULSKA, H. On the cuticles of some fossil and recent Lauraceae. *Jour. Linn. Soc.* 47: 383-425, 1925.
- JANSSONIUS, H. H. Mucilage cells and oil cells in the woods of the Lauraceae. *Trop. Woods* 6: 3-4, 1926.

- De Slijm- en Oliecellen in het hout der Lauraceae in verband met de
zienswijze van Tschirch Pharm Weekbl 39. 1053-1055 1927 *
- KOSTERMANS, A J G H Studies in South American Malpighiaceae, Lauraceae
and Hernandiaceae, especially of Surinam Meded Bot Mus Utrecht 25
1-70 1936
- Revision of the Lauraceae I Rec Trav Bot Néerl 33 719-757 1936
[*Acrodichidium*] II 34 500-609 1937 [Includes *Endlicheria*, *Cryptocarya*
(American spp), *Luaría*] III 35 56-129 1938 [*Aiouea*, *Systemono-*
daphne, *Urbanodendron*, *Mezilaurus*, notes on *Licaria*, *Cryptocarya*] V
35 834-931 1938 [*Anaueria*, *Beilschmiedia* (American spp), *Amba*]
(Reprinted as Meded Bot Mus Utrecht 37, 42, 46, 48 [1937-1938]
respectively)
- Las Lauraceas Chilenas Revista Univ [Chile] 24 201-232 1939
[Apparently Rev Lauraceae IV.]
- A historical survey of the Lauraceae Jour Sci Indus Res Indonesia
1 83-95, 113-127, 141-159 1952 [Chronological account including taxo-
nomic notes]
- Lauraceae Inst Paranaense Bot Cat Est. Gen Bôt Fan 34 1-4
1957 [List of genera and synonyms, estimate of no of spp]
- Lauraceae Reinwardtia 4: 193-256 1957 (First publ as Comm
Forest Res Inst Indonesia 57: 22 Mar 1957*) [Review of family, incl
stem, leaf, wood, inflorescences, flower, fruit pollen, pollination, myrmeco-
phily, chromosomes palaeontology relationships, distribution size of genera
classification, key to genera, brief descriptions of genera and synonymy]
- MEZ, C Morphologische Studien über die Familie der Lauraceen Thesis 32
pp Berlin, 1888
- Lauraceae Americanae Jahrb Königl Bot Gart Berlin 5 1-556
1889 [The basic framework for American studies, attention focused on
inflorescence]
- Spicilegium Laureanum I Versuch einer pflanzengeographischen
Anordnung der tropisch-amerikanischen Lauraceen [Survey of distribu-
tion of American Lauraceae, pp 71-105] II Zusätze zu meiner Monogra-
phie der amerikanischen Lauraceen im Jahrbuch des Berliner Gartens Vol
V Arbeit Königl Bot Gart 1 71-166 1892
- MIRANDE M Sur l'origine pluricarpellaire du pistil des Lauracées Compt
Rend Acad Sci Paris 145 570-572 1907 [*Cassyltha* and others, pistil
basically 3-carpellate]
- MONEY L L, I W BAILLY, AND B G L SWAMY The morphology and rela-
tionships of the Monimiaceae Jour Arnold Arb 31 372-404 1950
- NEES VON ESENBECK, C G Systema Laurinum 704 pp Berlin 1836 [The
basic monograph]
- OHTANI, F Über den Bau des Blattrandes bei Myrtaceen Hamamelidaceen
Lauraceen, und Monimiaceen Festschr A Tschirch 299 1926* [See
JUST, Bot Jahresb 54(2) 456 1926]
- PAX, F Lauraceae Nat Pflanzenfam III(2) 106-126 1891 [Artificial classifi-
cation]
- PETZOLD, V Systematische-anatomische Untersuchungen über die Laubblätter
der amerikanischen Lauraceen Bot Jahrb 38: 445-474 1907

- RECORD, S J AND R W HESS American timbers of the family Lauraceae
Trop Woods 69 7-33 1942
- SASTRI, R L N Studies in Lauraceae II Proc Indian Sci Congr Assoc
42(3, abs) 225-226 1925 * [Morphology]
- SIERN, W. L Comparative anatomy of xylem and phylogeny of Lauraceae
Trop Woods 100 1-72 1954 [Includes a general review of position of
family, extensive bibliography]
- TUPPER, W W A comparative study of the lauraceous woods Am Jour Bot
14 520-525 1927

KEY TO THE GENERA OF LAURACEAE

- A Foliose trees and shrubs, not parasitic Subfam LAUROIDEAE
- B Plants evergreen, inflorescences variously cymose-paniculate, with no involucre at the base, flowers bisexual, anthers of at least one series of stamens (III) extrorse Tribe PERSEAE
- C Anthers 4-loculed, fertile stamens 9, the 2 outer series introrse, fruits without cupules or the cupules without evident double margins
- D Staminodia of series IV large, cordate-stipitate, locules of anthers of 2 outer series in 2 planes, one above the other.
- E Fruit without a cupule at the base, the not greatly enlarged perianth persistent (or sometimes completely deciduous), leaves pinnately veined, lacking glands in the axils of the main veins beneath, perianth lobes unequal to subequal 1 *Persea*
- E Fruit with a shallow cupule at the base, the perianth lobes deciduous from the enlarged tube, leaves pinnately or subtriply-veined, with conspicuous glands in the axils of the main veins beneath, perianth lobes equal 2 *Cinnamomum*
- D Staminodia of series IV small, inconspicuous stipiform, locules of anthers of 2 outer series arranged in an arc 3 *Nectandra*
- C Anthers 2-loculed, fertile stamens only 3, extrorse, fruits subtended by thick cupules with evident double margins 4 *Licaria*.
- B Plants deciduous, the small yellow flowers produced before or with the unfolding leaves, inflorescences racemose or sub-umbellate in the axils of enlarged bud-scales (*Sassafras*) or with an evident involucre of scales at the base, flowers usually unisexual, fertile stamens 9, the anthers of all series introrse Tribe LITSEAE
- F Inflorescences racemose, at the tips of branches, subtended by the enlarged, involucre-like bud-scales, leaves unlobed or with 2 or 3 lobes, fruit a dark blue drupe on a swollen red cupule, anthers 4-loculed, shrubs or trees 5 *Sassafras*.
- F Inflorescences sub-umbellate, involucre with 4 or 5 decussate scales, fruits bright red on unswollen or slightly swollen pedicels, shrubs
- G Anthers 2-loculed, inflorescences nearly sessile, branchlets not evidently zig-zag 6 *Lindera*
- G Anthers 4-loculed, inflorescences clearly pedicellate, branchlets zig-zag 7 *Litsea*
- A Parasitic orange to green twining herbs of tropical Florida, leaves reduced to scales; anthers 2-loculed, fruit surrounded by the persistent fleshy perianth tube Subfam CASSYTHOIDEAE 8 *Cassytha*

Subfam LAUROIDEAE Kosterm

Tribe PERSEAE Mez

1 *Persea* Miller, Gard Dict Abr ed 4 1754, nom cons¹

Evergreen trees and shrubs with chartaceous to coriaceous pinnately veined (usually more or less pubescent) leaves. Inflorescences axillary, peduncled, cymose or rarely sub-umbellate (usually described as paniculate but in ours small, with the exception of *P americana*). Flowers bisexual, small. Perianth lobes 6, free nearly to the base, the 3 outer ones usually shorter than the inner ones, hairy and persistent in fruit. Fertile stamens 9, staminodia 3, stamen filaments slender, hairy, the anthers 4-loculed, the bases of the 2 upper locules laterally tangential to the apices of the 2 lower, stamens of series I & II introrse, stamens of series III extrorse (or the 2 upper locules lateral and the lower extrorse), the filaments flanked by 2 glands near the base, series IV sterile, the staminodia stipitate with cordate-sagittate tips. Ovary subglobose, the style slender, usually pubescent. Fruit baccate, small and globose or [in *P americana* and relatives] large and fleshy and obovoid to pyriform (often obliquely so), borne on the spreading perianth-lobes and scarcely enlarged pedicel, [perianth lobes occasionally deciduous in fruit in some forms of *P americana*] (*Farnesia* Heist, 1763, nom rejic incl *Tamala* Raf) ΤΥΠΟΣ ΣΠΕΚΙΟΥΣ *Laurus Persea* L = *P americana* Miller (The name an ancient one used by Theophrastus, transferred by Plumier to one of the tropical American species of *Nectandra* and afterward adopted by Linnaeus)

As usually delimited, a genus primarily of tropical America but reaching south to Chile and northward in our area to Delaware and Arkansas and with a single species *P indica* (L.) Spreng, in the Canary Islands. Two or three native species occur in our area, *P americana*, in general cultivation throughout tropical America and an important crop in southern Florida, persists after cultivation and has escaped to hammocks. Kostermans has extended the limits of *Persea* to include a number of Asiatic genera.

Persea Borbonia (L.) Spreng, the red bay, is a handsome tree of the borders of streams and swamps and "bayheads" ranging from Florida to Texas northward to southern Arkansas and Delaware. A variant, *Persea palustris* (Raf.) Saig, distinguished primarily on the basis of pubescence is currently treated as *P pubescens* (Pursh) Fern ($2n = 24$). A third plant, *P littoralis* Small, of coastal dunes of Florida, is a small tree with small leaves mostly obtuse at the apex and smooth beneath. The variation in this group is in need of further study. *Persea humilis* Nash scrub bay, is a distinctive shrub or small tree of the *Pinus clausa*-*Ceratiola* "scrub" of central Florida. Its habit and habitat, reduced inflorescences, somewhat larger fruits, and small leaves silky with shining golden hairs beneath, are characteristic.

¹ Conservation unnecessary

The avocado, *Persea americana* ($2n = 24$) introduced into Florida at an early date by the Spaniards and long casually cultivated there, has become an increasingly important fruit crop in southern Florida in the last 40 years. Commercial plantations are concentrated especially in Dade County (about 4/5 of the total crop) but extend about as far north as Cape Canaveral, on the east coast, and Tampa, on the west. Scattered trees of the hardier cultivars may be found considerably farther north, however. A large technical and horticultural literature including much of the information available on the genus has accumulated in connection with the cultivation of this species.

Persea americana is a complex species of very wide distribution in cultivation in tropical America. Its origin presumably lies in Central America and involves the group composed of *P americana*, its var *drymifolia* (Schlecht & Cham) Blake, *P Schedocana* Nees, *P floccosa* Mez, *P nubigena* L. O. Williams, and others, all of the uplands of this region. At the present time three general groups of cultivars are recognized: West Indian (originally introduced there from Central America by the Spaniards), Guatemalan, and Mexican. The three groups differ in characters of foliage, fruit, time of flowering and ripening of fruits, and hardness. *Persea americana* var *drymifolia*, of the Mexican uplands, is most intimately involved in the Mexican cultivars which are the important commercial types in California but which are not well adapted to the conditions of tropical Florida, where Guatemalan and West Indian forms grow best. In recent years hybrids between members of the three groups have been made and some of these are quite successful (e.g., the 'BOOTH' cultivars 'HICKSON,' and 'LULA')

The flowers of avocados are protogynous and have two periods of opening on successive days (dianthesis), the flowers closing in between "A" and "B" types are recognized. In the former the stigmas are receptive in the morning, the flowers close by early afternoon to re-open the following afternoon when the pollen is shed. In type "B" cultivars, the first (pistillate) opening occurs in the afternoon and the second the following morning. All of the flowers open on a tree at a given time will be in the same stage, thus self-pollination is virtually impossible and both "A" and "B" cultivars are necessary for cross-pollination, an important consideration in the planting of commercial groves. In a sub-type of the "B" form the first period opening is mostly suppressed, with only a few flowers open in the afternoon and most having only a single fairly long period of opening in the morning when the stigmas appear to be receptive and the pollen is shed. Such trees set very few fruit. Beyond this species, observations on pollination appear to have been made only on *P Skutchii* C. Allen of Costa Rica and Panama, which also shows dianthesis with equal numbers of "A" and "B" plants but with the two periods of anthesis between dawn and late-morning (10-11 A.M.) and late-morning and early afternoon (2-3 P.M.) on successive days.²

²Since the above was written it has been possible through the kind hospitality of Mr. and Mrs. George R. Cooley for Dr. K. A. Wilson and the author to make some

Persea is generally considered to be most closely related to *Phoebe* Nees, a large genus of the tropics of both hemispheres. These genera are conventionally differentiated on the basis of position of anther-locules and nature of the perianth in fruit. Kostermans would reject the former as a generic criterion and would restrict Asiatic *Phoebe* to those species with an appressed and indurated perianth. The New World species might be retained partly in *Phoebe* or assigned to *Persea* and perhaps *Cinnamomum*. The same author greatly extends the limits of *Persea* to include the Asiatic genera *Machilus* Nees, *Nothaphoebe* Blume, *Alseodaphne* Nees, *Stemmatodaphne* Gamble, and *Caryodaphnopsis* Airy-Shaw the first three of which would be retained as subgenera.

REFERENCES

- ABRAMSKY, M. AND J. B. BIALF. The pyruvate oxidation system in avocado fruit particles (Abs) *Pl Physiol* 30 (sup) xxviii-xxix 1955
- ANDERSON, E. Variation in avocados at the Rodiles Plantation Ceiba 1 50-55 1950 [Near Atlixco, Puebla, Mexico, scatter diagram of variation in leaf-characters in 132 trees]
- BLAKE, S. F. A preliminary revision of the North American and West Indian avocados (*Persea* spp.) *Jour Wash Acad* 10 9-21 1920
- BRINGHURST, R. S. Sexual reproduction problems of the avocado *Citrus Leaves* 32(11) 26-28 1952 *
- . Breeding tetraploid avocados *Proc Am Soc Hort Sci* 67 251-257 1956 * [Colchicine, see also *Genetics* 41 646 1956]
- BURGIS, D. S. AND H. S. WOLFE. Do avocado roots develop root-hairs? *Proc Fla State Hort Soc* (1945) 58 197-198 1946 *
- COLLINS, G. N. The avocado a salad fruit from the tropics *U S Dept Agr Pl Ind Bull* 77 1-52 1905
- CUMMINGS, K., AND C. A. SCHROEDER. Anatomy of the avocado fruit *Calif Avocado Soc Yearb* 27 56-64 1942 *
- FAIRCHILD, D. Two relatives of the avocado and their reintroduction into Florida *Proc Fla State Hort Soc* (1945) 58 170-175 1946 [*P. Schiedana* and *Hufelandia Anay*]
- FERNALD, M. L. Botanical specialties of the Seward Forest and adjacent areas preliminary observations on dianthesis in *Persea Borbonia* and *f. pubescens* near Brooksville, Hernando County, Florida. Four plants (one the glabrous form and three the pubescent) which began to flower in late April were observed on several days then and in early May 1958. As in *Persea americana* and *P. Skutchii*, dianthesis occurred, with both "A" and "B" types being represented (two of each), but in contrast to these species, the two periods of anthesis occur in the afternoon. Each of the four plants held to a slightly different schedule, but the first afternoon period commenced about noon and ended between 3 and 4:30 P.M. (Eastern Standard Time). The other period of opening occurred between about 3:30 and 4:45 these flowers remaining open until dark (about 7:30) or after, but those of three plants closing before 8 and those of the fourth before 8:30. Flowers in the staminate (second) anthesis are noticeably less rapid in their final closing response, and a few on "B" plants may overlap the opening of new flowers in the pistillate (first) anthesis. Several large wasps and flies were observed visiting the flowers along with minute flies, small beetles and ants, all apparently collecting nectar. Plants of *Persea humilis* seen at 3 P.M. in Highlands County, Florida, on May 4, 1958, showed only closed flowers, but branches of one of these (of the "B" type) placed in a polyethylene bag showed later that afternoon and the following day periods of anthesis which appeared to correspond roughly to those of *P. Borbonia*.

- of southeastern Virginia *Rhodora* 47 93-142, 149-182, 191-204 1945
 [Discussion of status of *P. Borbonia* and f. *pubescens*, 149-151]
- HAAS, A R C Growth and water relations of the avocado fruit. *Pl Physiol* 11 383-400 1936
- Chemical composition of avocado fruits *Jour Agr Res* 54 669-687 1937
- HARRIS, J A, AND W POPENOE Freezing-point lowering of the leaf sap of the horticultural types of *Persea americana* *Jour Agr Res* 7: 261-268 1916
- HOLM, T The seedlings of *Jatropha multifida* L and *Persea gratissima* Gartin *Bot Gaz* 28: 60-64 1899 [*P americana*]
- HOUSE, H D Nomenclatorial notes on certain American plants—II *Am Midl Nat* 8 61-64 1922 [Transfers our native species to *Borbonia* Mill 1754]
- KROME, W H Avocado growing in Dade County [Florida] *Ceiba* 4 339-350 1956
- LEEMANN, A Das Problem der Sekretzellen *Planta* 6. 216-233 1928 [Development of secretory cells in *P indica*]
- LESLEY, J W, AND R S BRINGHURST Environmental conditions affecting pollination of avocados *Calif Avocado Soc Yearb* 36 169-173 1951*
- LYNCH, S J, AND R O NELSON Current methods of vegetative propagation of avocado, mango, lychee and guava in Florida *Ceiba* 4 315-337 1956
- POPENOE W The avocado in Guatemala *U S Dept Agr Bull* 743 1-69 1919 See also, Avocados as food in Guatemala *Jour Hered* 9 98-107 1918
- Central American fruit culture *Ceiba* 1 269-367 1952 [*Persea*, 304-310] In Spanish, *Ceiba* 3: 225-338 1953 [*Persea*, 267-274]
- PRATT, H K R E YOUNG AND J B BIALE The identification of ethylene as a volatile product of ripening avocados *Pl Physiol* 23 526-531 1948
- RABAK, F Wild volatile-oil plants and their economic importance I Black sage, II. Wild sage, III Swamp bay *U S Dept Agr Pl Ind Bull.* 235 5-37 1912 [*P Borbonia*]
- REELCE, P C The floral anatomy of the avocado *Am Jour Bot* 26 429-433 1939
- Differentiation of avocado blossom buds in Florida *Bot Gaz* 104 323-328 1943
- ROBINSON, T R Pollen sterility in the Collinson avocado *Jour Hered* 21: 35-38 1930
- ROLFS, P H The avocado in Florida, its propagation, cultivation, and marketing *U S Dept Agr Bur Pl Ind Bull* 61: 1-33 1904
- RYERSON, K Avocado culture in California Part I History, culture, varieties, and marketing *Univ Calif Agr Exp Sta Bull* 365 1-61 1924
- SARGENT C S *Persea* *Silva N Am* 7 3-8 pls 301 302 1905
- SCHROEDER, C A Pollen germination in the avocado *Proc Am Soc Hort Sci.* 41 181, 182 1942
- Multiple embryos in the avocado *Jour Hered* 35. 209, 210 1944
- The structure of the skin or rind of the avocado *Calif Avocado Soc Yearb* 35 169-176 1950*
- Flower bud development in the avocado *Calif Avocado Soc Yearb* 36 159-163 1951*
- Floral development, sporogenesis, and embryology in the development of the avocado, *Persea americana* *Bot Gaz* 113 270-278 1952

- Abnormal fruit types in the avocado Calif Avocado Soc Yearb 38 121-124 1953/1954 *
- Proliferation of mature fruit pericarp tissue slices in vitro Science 122 601 1955 [*P americana*]
- Pollen production in avocado Calif Avocado Soc Yearb 39 184-186 1955 *
- AND P A WIELAND Diurnal fluctuation in size in various parts of the avocado tree and fruit Proc Am Soc Hort Sci 68 253-258 1956
- SKUTCHU, A L Observations on the flower behavior of the avocado in Panama Torreyia 32 85-94 1932 [A, B, and modified B types in a dooryard planting]
- The behavior of the flowers of the aguacatillo (*Persea caerulea*) Torreyia 45 110-116 1945 [= *P Skutchu* C Allen, Costa Rica]
- SMALL J K *Tamala littoralis* ADDITION 17 45-46 pl 567 1932
- STONEBACK, W J AND B CALVERT Histology and chemistry of the avocado Am Jour Pharm 95 598-612 1923 *
- STOUT, A B The flower mechanism of avocados with reference to pollination and the production of fruit Jour N Y Bot Gard 25 1-7 1924
- The pollination of avocados Florida Agr Exp Sta Bull 257 1-44 1933
- STURROCK, D Tropical fruits for southern Florida and Cuba and their uses Publ Atkins Inst Arnold Arb Harvard Univ 1 1-131 1940 [*Persea*, 67-71]
- TORRES, J P Some notes on avocado flower Philipp Jour Agr 7 207-227 1936 *
- WAIJACE, J M AND R J DRAKE Albinism and abnormal development of avocado seedlings Calif Avocado Soc Yearb 40 156-164 1956 *
- WOLFE, H. S., L. R. TOY, AND A. L. STAHL Avocado production in Florida Florida Agr Exp Sta Bull 272 1-96 1934
- WOLFE, H. S. Avocado varieties in Florida Fruit Varieties & Hort Digest 2(1) 14-17 1947 *
- ZENTMYER, G. A. Diseases of the avocado U S Dept Agr Yearb 1953 875-881 1953

2 *Cinnamomum* Trew, Herb Blackwell Cent 4, signature m t 354 1760, Blume, Bijdr. Fl Nederl Indie 568 1825 [1826]

Evergreen trees with [or without] conspicuous buds with imbricate scales, the alternate [or opposite] leaves pinnately veined, subtripli-veined, [tripli-veined, or 3-veined] with [or without] glands in the axils of the veins beneath Inflorescences paniculate, axillary, with deciduous bracts, produced on the growth of the season Flowers small, inconspicuous, bisexual [rarely polygamous] Tepals equal, [persistent or] deciduous from the perianth tube Fertile stamens 9, the anthers 4 [rarely 2]-loculed staminodia 3 stamens of series I & II introrse, glandless, stamens of series III flanked by glands at the base of the filament, the anthers [extrorse or] the 2 upper locules laterally extrorse, the lower extrorse, series IV of conspicuous stipitate cordate-tipped glandless staminodes Stigma discoid or peltate Perianth tube accrescent in fruit, growing out into a thin cup surrounding the base of the fruit, perianth lobes deciduous from the tube

[or the basal part of the entire lobes persistent on the rim] Fruit in ours a black, globose drupe (Including *Camphora* Trew, loc cit signature L t 347, Nees in Wall Pl As Rar 2: 61, 72 1831) TYPE SPECIES *Laurus Cinnamomum* L = *C zeylanicum* [Garc.] Blume (The name the Latin transcription of Greek *kinnamomon*, derived, in turn through Hebrew from the ancient name for cinnamon) — CINNAMON

A large genus (100–275 species) of eastern Asia, with the largest number in India, Indo-China, China, and Japan, but also in the Philippines, Indonesia, New Guinea, Polynesia and Australia. No species are currently recognized from the western hemisphere, although Kostermans has suggested that some of the American species currently assigned to *Phoebe* Nees may well belong to *Cinnamomum*.

Section CAMPHORA (Trew) Meissn, characterized by completely deciduous perianth lobes, conspicuous perulate vegetative buds, and alternate leaves with pinnate venation (rarely 3-veined or tripli-veined) and with glands in the axils of the veins, is represented with us by *C Camphora* (L.) Nees and Ebermaier ($2n = 24$). The wood of this species, native to the warm-temperate and subtropical rain-forest zone of eastern Asia from southern Japan to northern Indo-China but now widely planted in the tropics throughout the world is the source of camphor, which is removed by distillation. The plant was introduced into Florida as early as 1875 as a shade tree and was later established in large plantations in a not very successful attempt to promote a camphor industry in competition with that of Formosa and Japan. At the present time this handsome evergreen with conspicuous scaly buds, very small glaucous flowers (March–April) and black, globose drupes is cultivated in our area as an ornamental tree and for windbreaks from southern Georgia and Florida to southern Louisiana (also s Texas and Calif). It is hardy wherever the temperature does not fall below 15°F and has become naturalized to varying degrees throughout this region.

Section CINNAMOMUM (*Malabathrum* Meissn), in which the perianth lobes are persistent or absciss above the base (leaving the tube crowned by the truncate lobes), the leaf-buds naked or with obsolete scales, and the leaves opposite or subopposite, 3- or tripli-veined and without glands, occurs only in cultivation in the warmer parts of Florida. *Cinnamomum zeylanicum* ($2n = 24$), the cinnamon of commerce, is a tender plant in sub-tropical Florida, while *C Cassia* Blume, of China, is a more hardy species in that area.

The flowers of *Cinnamomum* are similar to those of *Persea* and *Phoebe* but the perianth tube usually is deeper and grows out to form a thin cup in which the fruit sits. Some species have the anther-locules arranged in an arc (*Neocinnamomum* Liou), a situation paralleled in *Phoebe* vs *Persea* and *Nectandra* vs *Ocotea*. Close relationships with *Atouea* Aubl and *Phoebe* and also with *Ocotea* have been postulated by Kostermans.

REFERENCES.

BERRY, E. W. Primary venation in *Cinnamomum*. *Torrey* 4 10, 11 1904

- BROWN, E G Cinnamon and cassia sources, production and trade I Cinnamon Colonial Plant & Anim Prod London 5 257-280 1955 [1956] *
- CHOUHURY, J K, AND J N MITRA Abnormal tricotyledonous embryo and the morphological structure of normal fruit and seed of *Cinnamomum camphora* F Nees Sci & Cult 19 159-160 1953 *
- DARLINGTON, R C AND B V CHRISTENSEN A preliminary study of oils of cassia Jour Am Pharm Assoc (Sci Ed) 32 118-120 1943 * [Physical properties of extracted oils from *C. Cassia* *C. zeylanicum*, 'C saigoncum']
- DEWEY, L H The camphor tree (*Cinnamomum Camphorum* Nees & Eberm). U S Dep Agr Div Bot Circ 12 1-8 1897
- FUJITA, Y *Cinnamomum Camphora* Sieb and its allied species Their interrelationships considered from the view-points of species characteristics, chemical constituents, geographical distributions and evolution Bot Mag Tokyo 65 245-250 1952 (English and Japanese text) [Includes *C. Camphora* and var *linaloolifera*, *C. nominale* and var *linalis* *C. micranthum*, *C. Kanahuraz*]
- AND R KITAOKA Biogenesis of the essential oils in camphor trees XXIV-XXV (In Japanese) Jour Chem. Soc Japan, Pure Chem Sect 77 328-333 1956 *
- GRASMANN, E Der Kampferbaum Mitt Deutsch Ges Natur- und Volkerkunde Ostasiens Tokio 6(56). 277-315 1895
- HIROTA, N An examination of the camphor tree and its leaf oil Parfum & Essential Oil Rec 44 4-10 1953 *
- HOOD, S C AND R H TRUE Camphor cultivation in the United States U S Dep Agr Yearb 1910 449-460 1911
- MARLIER-SPIRLET, M L Sur quelques epidermes de feuilles de *Cinnamomum* L Bull Jard Bot Bruxelles 17 266-305 1945
- LEHMANN, C Studien über den Bau und die Entwicklungsgeschichte von Olzellen Planta 1 343-373 1925 [Lauraceae 346-356 *C. Camphora*, *Laurus nobilis*]
- MERRILL, E D *Camphorina* vs *Cinnamomum* Bot Gaz 70 84-85 1920
- SANTOS, J K Leaf and bark structure of some cinnamon trees with special reference to the Philippine species Philipp Jour Sci 43 305-365 1930 [6 spp incl *C. zeylanicum* and *C. Cassia*]
- SASTRI, R L N Studies in the Lauraceae— I Floral anatomy of *Cinnamomum* *mers* Reinw and *Cassytha filiformis* L Jour Indian Bot Soc 31 240-246 1952
- WILSON, E H Camphor, *Cinnamomum Camphora* Nees & Ebermaei Jour Arnold Arb 1 239-242 1920 [An account of the plant and the camphor industry in Formosa]
- YOTHERS, W W, AND A C MASON The camphor thrips U S Dep Agr Bull 1225 1-29 1924 [A serious insect pest in Florida]
- YOUNGMAN, B J Professor Naonori Hirota's work on camphor trees Kew Bull 1952 61-65 1952 [Summary of extensive work on taxonomy, chemistry, and distribution in Japan, Formosa, China] See Mem Ehime Univ Sect 2 1(2). 1951 *

3 *Nectandra* Rolander ex Rottboll, Acta Lit Univ Hafn 1: 279 1778, nom cons

Trees [and shrubs] with alternate coriaceous [to membranaceous] leaves usually pinnately veined, the reticulation conspicuous [or obscure]

Inflorescences usually paniculate, axillary or subterminal, the narrow bracts deciduous. Flowers bisexual, small, the 6 elliptic perianth lobes hairy, spreading or reflexed at anthesis, deciduous, the tube conspicuous or almost entirely lacking. Fertile stamens 9, the staminodia 3 [when present] stamens of 2 outer series (I & II) with nearly sessile reniform anthers [or fleshy and petaloid], the anther-locules 4, arranged in an arc, introrse. Stamens of series III longer the squarish anthers on filaments almost equal their length, with 2 large subreniform nearly sessile glands at the base of filaments, the 4 anther-locules in two horizontal planes, the 2 upper laterally extrorse the 2 lower extrorse. Staminodia stipiform (in ours triquetrous, on slender pubescent filaments). Ovary glabrous, stigma capitate, conspicuous. Fruit a thin-walled drupe, ellipsoid, globose or oblong, with a shallow woody cupule (formed by the enlarged perianth tube) subtended by the enlarged pedicel, cupule margin simple. (Not *Nectandra* Berg, 1767.) TYPE SPECIES *N. sanguinea* Rol ex Rottb. (The name from Greek, *nektar*, nectar, and *andros*, of a man, in reference to the stamens and anther valves which were mistaken for nectaries and stamens, respectively) — LANCEWOOD

A large genus (about 175 sp.) of tropical America, the majority of the species in South America (especially the Andes), with about 35 in Central America, and a few in the West Indies. *Nectandra coriacea* (Sw.) Griseb. (*Ocotea coriacea* (Sw.) Britton), which occurs in the West Indies, the Yucatan Peninsula, British Honduras, and Guatemala, reaches southern Florida, where it extends as far north as Indian River County, on the east coast and Cape Romano (Collier County), on the west.

This species, which may reach 30–40 feet in height, bears small panicles of small, white, very fragrant jasmine-scented flowers which are followed by the first green, then dark-blue, then black fruit with green, yellow or red cupule and enlarged fruiting pedicel. Flowering and fruiting are quite variable. The leaf-venation is its most outstanding characteristic; there are 6–8 pairs of lateral nerves which are rather obscured by a very conspicuous over-all elevated reticulum (at least in dried specimens). *Nectandra coriacea* is most closely related to *N. salicifolia* (HBK.) Nees (*N. sanguinea* sensu Nees, non Bol. ex Rottb.), of wide distribution in Mexico and Central America.

Nectandra is distinguished from *Ocotea* Aubl. (1775) by the arrangement of the anther-locules of the two outer series of stamens, these being in an arc in the former and in two planes in the latter, a distinction which does not entirely hold. Further studies in tropical America may well show that *Nectandra* should be regarded as a subgenus of *Ocotea*, a course recently advocated by Kostermans.

It has been suggested, on the basis of the illustration of *Ocotea Catesbyana* in Sargent, Silva 7, pl. 303, that both *Nectandra* and *Ocotea* occur in southern Florida. Although this illustration does show the anther-locule arrangement of *Ocotea*, rather than that of *Nectandra*, this would appear to be an error, for only *Nectandra coriacea* (also incorrectly drawn

in Small's Manual) seems to be represented by herbarium specimens, including those studied by Sargent, from southern Florida. The disposition of *Ocotea Catesbyana* (at least *sensu* Sargent) as a synonym of *N. coriacea* would appear to be the correct one.

REFERENCES

- ALLEN, C K. *Nectandra coriacea*. *Addisonia* 22: 9, 10, 12. *pl* 709. 1943 [1944].
 ———. Studies in the Lauraceae, VI. Preliminary survey of the Mexican and Central American species. *Jour Arnold Arb* 26: 280-364, 365-434. 1945. [*Ocotea*, 330-364, *Nectandra*, incl *N. coriacea*, 365-406.] See also 11. Panama in *Ann Missouri Bot Gard* 35. 1948.
- HUMPHREY, C J. Tests on the durability of green-heart (*Nectandra Rodiaei* Schomb.) *Mycologia* 7: 204-209. 1915.*
- BERRY, E W. The physical conditions and age indicated by the flora of the Alum Bluff formation. U S Dept Interior Geol Surv Prof Paper 93-E. 41-59. 1916. [Includes "Nectandra apalachicolaensis".]
- KOSTERMANS, A J G K. Lauraceae. *Reinwardtia* 4: 193-256. 1957. [Relationship of *Ocotea* and *Nectandra* 232.]
- SARGENT, C S. *Ocotea*. *Silva N Am* 7: 9-12. *pl* 303. 1905. [*N. coriacea*, as *O. Catesbyana*, details of stamens incorrect.]

4 *Licaria* Aubl. *Hist Pl Guiane Franç* 1: 313. *pl* 121. 1775.

Evergreen trees [or shrubs] with pinnately-veined leaves and small flowers in axillary or subterminal panicles near the tips of the branchlets [or flowers rarely solitary, subumbellate or capitate]. Flowers bisexual. tepals 6, in two whorls, [spreading or] erect, united below into a distinct perianth tube (in ours, flowers obconical ca 2-2.5 mm long, the perianth tube about half this length). Fertile stamens 3. Stamens of series I & II [small and staminodial or] abortive, stamens of series III fertile, [entirely free, partly connate or] united into a staminal tube, their anthers 2-loculed extrorse [or introrse], the filaments each with 2 glands (these in ours flattish, pressed against the staminal tube below the anthers, united in pairs, touching each other), stamens of series IV abortive [or rarely staminodial, minute]. Ovary included in perianth tube, free, the style thick [to slender], stigma inconspicuous. Berry ellipsoid, (in ours black to 2 cm long), smooth, the base partly covered by a thick, hemispherical double-margined cupule, the inner margin entire, erect, the outer one spreading, thicker, irregular; the pedicel thickened, merging into the tube. Cotyledons flat-convex, large, including the minute 2-4-leaved, glabrous plumule and minute conical radicle. (*Acrodictidium* Nees & Mart 1833, incl *Misaniteca* Schlecht & Cham 1831, *Chanekra* Lundell, 1937 and others). TYPE SPECIES *L. guanensis* Aubl. (The name derived from *licari kanali*, the native name of the type species) — SWERTWOOD.

A genus of about 45 species of wide distribution in tropical South and Central America and the West Indies, a single species, *L. triandra*, of the West Indies from Martinique to Cuba, has been known from a single locality in our area.

The handsome *Lycaria triandra* (Sw) Kostermans (*Misanteca triandra* (Sw) Mez) is one of the rarest plants in our flora, if it still persists at all. It was first recorded from two trees discovered in 1910 in Brickell Hammock, in Miami, but as many as 25 trees were counted there as recently as 1946 by the late W. M. Buswell (see Little, Checklist of Native and Naturalized Trees of U. S.). However, this unique hammock has been swallowed up and destroyed by the greedy real-estate development of metropolitan Miami and the species is presumably extinct at that locality. Apparently a few trees (planted) still survive on the campus of the University of Miami.

Lycaria, as used here, includes among others, *Acrodiclidium* (characterized by the presence of series I and II as staminodes, the stamens of series III free), *Misanteca* (in which staminodia are lacking and the stamens of series III united), and *Chanekia* (lacking staminodia and with stamens free). These genera merge with one another and share their "general facies, the shape of the cupule, ovary and stigma," characters which also separate them from *Mezilaurus* and *Endiandra*, their nearest allies (Kostermans).

Although there is agreement that the group as now constituted is a natural one, the proper name for it has been a matter of dispute. *Lycaria* is based upon sterile material which Kostermans identifies positively with *Acrodiclidium*, Lundell, however, rejects *Lycaria* in favor of *Misanteca* because the genus is based upon a sterile specimen.

Our species falls into subgenus MISANTECA (Schlecht. & Cham) Kostermans. Apparently *L. triandra* [West Indies], *L. limbosa* (Ruiz & Pavon) Kosterm. [Venezuela to Peru and Bolivia], *L. Pittieri* (Mez) C. Allen [Costa Rica], *L. Cervantesii* (HBK) Kosterm. [southern Mexico, Guatemala], *L. caudata* (Lundell) Kosterm. [Br. Honduras, Guatemala], and *L. Cufodontsii* Kosterm. [Costa Rica] form a group of more or less closely related species.

REFERENCES

- ALLEN, C. K. Studies in the Lauraceae, VI. Preliminary survey of the Mexican and Central American species. Jour. Arnold Arb. 26: 280-364, 365-434, 1945 [*Lycaria* incl. relatives of *L. triandra*, 424-432].
- KOSTERMANS, A. J. G. H. Revision of the Lauraceae. I. Rec. Trav. Bot. Néerl. 33: 719-757, 1936 [*Acrodiclidium*, 719-754]. II. 34: 500-609, 1937 [*Lycaria*, 575-604].
- . Studies in South American Malpighiaceae, Lauraceae and Hernandiaceae especially of Surinam. Meded. Bot. Mus. Utrecht 25: 1-70, 1936 [*Acrodiclidium*, including typification of *Lycaria*, 34-38].
- LUNDELL, C. W. Plants of Mexico and Central America—I. Wrightia 1: 145-160, 1946 [Rejects *Lycaria* in favor of *Misanteca*].
- SARGENT, C. S. *Misanteca*. Trees and Shrubs 2: 133-135, pl. 155, 1911.

Tribe LITSEAE Mez

5. *Sassafras* Trew, Herb. Blackwell Cent. 3, signature p. t. 267, 1757; T. F. L. Nees & Ebermaier, Handb. Med.-Pharm. Bot. 2: 418, 1831.

Deciduous trees with elliptic leaves, entire, mitten-shaped or 3-lobed at the apex narrowed at the base, involute in the bud, buds with few imbricate outer scales. Plants usually dioecious, the flowers usually unisexual [or apparently bisexual, but not often functionally so], in lax, drooping, few-flowered "racemes" the upper flowers of the lowest raceme opening first. Perianth of 6 yellowish tepals, in two whorls of 3. Staminate flowers with 9 fertile stamens on the margin of the short perianth tube; anthers 4[or 2]-loculed, introrse (but the lower locules of series III latrorse), opening by 4[or 2] valves, filaments flattened, elongated, those of series III with a pair of orange-colored short-stipitate glands at the base, staminodes and pistillode absent [or 3 staminodes and pistillode present in the Asiatic species]. Pistillate flowers with 6 rudimentary stamens, in 2 whorls [or 12 in 4 whorls, similar to stamens and staminodes in staminate flowers], ovary ovoid, nearly sessile in the short perianth tube, the style slender, the stigma enlarged. Fruit a dark blue ovoid berry supported by the club-shaped enlarged and fleshy pedicel and perianth base. Seed oblong, pointed, testa thin; embryo subglobose, erect. (Including *Pseudosassafras* Lec, *Yushunia* Kamikoti.) TYPE SPECIES *Laurus Sassafras* L = *S. albidum* (Nutt.) C. G. Nees. (The popular name for the plant used as early as 1569 by the French in Florida, adopted by Trew.)

As currently delimited, a genus of three species of eastern American-eastern Asiatic distribution. *Sassafras albidum* ($2n = 48$) (including var *albidum* and the more southern var *molle* (Raf.) Fern.), of wide distribution from s. Maine to se. Iowa s. to Texas and Florida, *S. tzumu* (Hemsl.) Hemsl., of central China (from Kwantung and Kweichow to Szechuan, Hupeh, Anhwei, and Chekiang), and *S. randaense* (Hayata) Rehd., of the central mountain range of Formosa.

The two Asiatic species constitute the subgenus PSEUDOSASSAFRAS (Lecomte) Keng. Both are less specialized than the American and differ from it in the pubescent tepals, in the presence of 3 staminodes and a pistillode in the staminate flowers, and in having in the pistillate flowers 12 staminodes similar in appearance to the stamens and staminodes of the staminate flower. The anthers of *S. tzumu* are 4-loculed, those of *S. randaense* 2-loculed. All three plants are similar, however, in habit, bark, winter buds, leaves, inflorescence and fruit and certainly constitute a natural genus (although each of the three has been assigned to a separate monotypic genus at one time or another). Rehder suggested that the nearest relative of *Sassafras* is *Lindera* (some of the deciduous species of which have lobed leaves very similar to those of *Sassafras*) which differs primarily in its 2-celled anthers and in the 'umbellate' inflorescence. Kostermans, however, would ally *Sassafras* with the evergreen *Actinodaphne* Nees, a rather different group, more suggestive of *Litsea*.

Sassafras albidum is with us a very familiar plant, long reputed to have medicinal properties. It is at most a mild, aromatic stimulant. Gumbo filé, a powder used to give flavor and consistency to gumbo soup, owes its

properties to the secretory and mucilage cells of the leaves from which it is prepared

Although seldom planted, the species is one of our most handsome native plants, attractive at all seasons of the year. The tree occasionally reaches a height of 80–90 feet and a diameter of 6 feet. It is sometimes weedy, for it tends to sucker from the roots. The attractive small, yellow flowers are produced in early spring with the first unfolding of the leaves.

REFERENCES

- ANONYMOUS Dye from sassafras. *Sci News Letter* 42(18): 279 1942 [From the root bark]
- BASTIN, E S Structure of *Sassafras*. *Am Jour Pharm* 67 312–318 1895 *
- BERRY, E W Notes on *Sassafras*. *Bot Gaz* 34 426–450 1902 [In relation to fossil forms, many of which are referred to *Platanus*]
- BLAKE, S F Note on the proper name for the sassafras. *Rhodora* 20: 98, 99 1918 [*S. officinale*]
- COY, G V Morphology of *Sassafras* in relation to phylogeny of angiosperms. *Bot Gaz* 86 149–171 1928 [Staminate, pistillate flower, development of embryo sac (Polygonum type) and embryo]
- FERNALD, M L Nuttall's white sassafras. *Rhodora* 15: 14–18 1913
- Contr Gray Herb Harvard Univ —No CXII IV The nomenclature of *Sassafras*. *Rhodora* 38 178, 179 1936 [*S. albidum* the correct name]
- HIGGINBOTHAM, B W *Sassafras* shaped history. *Nat Hist* 56 159–164 1947
- HOLM, T Medicinal plants of North America 23 *Sassafras officinale* Nees. *Merck's Rep* 18 3–6 1909 *
- HUMPHREYS, E W Variation among non-lobed *Sassafras* leaves. *Torreyia* 10 101–108 1910
- An analogy between the development of the plates of crinoids and the leaves of *Sassafras*. *Bull Torrey Bot Club* 35: 571–576 1909 [Entire leaves at base of annual growth followed by 2- or 3-lobed leaves and again by entire]
- LLOYD, J U *Laurus Sassafras*. *Pharm Rev* 16 450–459 1898 *
- KENG, H A taxonomic revision of *Sassafras* (Lauraceae). *Quart Jour Taiwan Mus* 6 78–85 1953
- McMILLAN, F W G E McKIBBLEN AND W R BOGGESS Controlling sassafras, persimmon, and elm with 2, 4, 5-T and mixtures of 2, 4, 5-T and 2, 4-D. *Ill Agr Exp Sta Forestry Note* 58: 1–5 1955 *
- REHDER, A The American and Asiatic species of *Sassafras*. *Jour Arnold Arb* 1 242–245 1920
- ROBERTSON, C Flowers and insects XVII. *Bot. Gaz* 22 154–165 1896 [Includes *Sassafras* visited mostly by flies and a few small bees, list of visitors]
- RUSSELL, G W Large trees of *Sassafras*. *Gard Month* 28: 22 1886 See also HALLOCK, N, *Science* 23: 51 1894
- SARGENT, C S *Sassafras*. *Silva N Am* 7 13–18 pls 304, 305 1905
- SCHAFFNER, J H The jacket layer in *Sassafras*. *Ohio Nat* 4 192, 193 1904 [Ovule]
- SPAULDING P Heart rot of *Sassafras*. *Sassafras* caused by *Fomes raris*. *Science* 26 479, 480 1907
- WEISS, II F The structure and development of the bark in the sassafras. *Bot Gaz* 41 434–444 1906

6. *Lindera* Thunb. Nov. Gen. Pl. 3: 64. 1783; Blume, Mus. Bot. Lugd.-Bat. 1: 323. 1851, nom. cons.

Dioecious or polygamo-dioecious shrubs with entire [or 3-lobed] deciduous [or evergreen] leaves. Flowers small, yellow, short pedicelled, in almost sessile [in ours] umbel-like cymose clusters of 3-6, each cluster subtended by 2 pairs of decussate deciduous bracts, the clusters 1-4 above the axils of the preceding year's leaves on greatly reduced supra-axillary branches terminated by a vegetative bud which grows after anthesis. Tepals glabrous, the two whorls similar, thin, the perianth tube very short or none; perianth deciduous, only a small disc remaining beneath the fruit in ours. Staminate flowers with 9 stamens (series IV completely aborted), the 3 innermost (series III) each with a pair of conspicuous stalked glands at the base; anthers 2-loculate, all introrse; pistillodium present. Pistillate flowers with stamens variously developed, the innermost series usually reduced to filaments with two glands at the base; some staminate flowers sometimes present among the pistillate; ovary and style about equal. Fruit a bright red drupe on the short, hardly or slightly thickened pedicel topped by the disc-like somewhat accrescent perianth base. (*Benzoin* Fabr. 1763, non *Lindera* Adans. 1763, nomina rejicienda.) TYPE SPECIES: *L. umbellata* Thunb. (Named for John Linder, 1676-1723, early Swedish botanist.) — WILD ALLSPICE, SPICEBUSH.

A large genus, of about 100 species, both deciduous and evergreen, primarily of eastern Asia, with only two in the western hemisphere, both occurring in our area. *Lindera Benzoin* (L.) Blume, var. *Benzoin* is widespread along streams and in damp woods from southwestern Maine to southern Michigan and Illinois, south to North Carolina, Kentucky, Missouri and southeastern Kansas. Its var. *pubescens* (Palmer & Steyer.) Rehd. is more southern in distribution, reaching Florida and Texas. *Lindera melissifolia* (Walt.) Blume is apparently exceedingly rare and local being known from widely scattered localities from Florida to Louisiana, northward to southern Missouri and to eastern North Carolina. The two species are quite distinct, differing in their ecology and in numerous morphological features. (See Steyermark.) Both are known to occur close together but in different habitats in southern Missouri.

Lindera Benzoin is a handsome shrub, worthy of cultivation, although, like most native plants, it is seldom grown. The flowers are among the very earliest to appear in spring. Staminate flowers are somewhat larger than pistillate and frequently occur in clusters of 3 or 4 umbels, in contrast to the less conspicuous pistillate inflorescences which are usually either single or paired. As a result, staminate plants are far more frequent than pistillate in the flowering condition in herbaria. This species and the Asiatic *L. praecox* and *L. glauca* have all been reported to have 24 somatic chromosomes.

Characters of flower and fruit in *Lindera* are very similar to those of *Litsea*, the two genera being distinguished primarily by the 2-loculed (or

very rarely partly 4-loculed) anthers of *Lindera* vs the 4-loculed anthers of *Litsea*

REFERENCES

- ALLEN, C K Studies in the Lauraceae, III Some critical and new species of Asiatic *Lindera*, with occasional notes on *Litsea* Jour Arnold Arb 22: 1-31 1941
- FUJITA, Y Phylogeny of *Lindera membranacea* Maxim, *L. umbellata* Thunb and *L. citriodora* Hemsl viewed from the constituents of the essential oils (In Japanese, English summary) Jour Jap Bot 31: 188-190 1956 ["The chemical constituents show that *L. membranacea* is the precursor of the other two species"]
- JENSEN, H W The abnormal meiosis of *Benzoin aestivale* in relation to the origin of sex chromosomes Am Nat 76 109-112 1942 [*L. Benzoin*]
- LLOYD, C G *Lindera Benzoin* Drugs & Medicines N Am 2. 117-119 1887
- MELVIN L Notes on some rare plants in North Carolina Jour Elisha Mitchell Soc 70 312-314 1954 [Includes *L. melissifolia* from Bladen Co., N C]
- NASH, G. V *Benzoin aestivale* Addisonia 5 15, 16 pl 168 1920
- SCHROEDER, E M Dormancy in seeds of *Benzoin aestivale* L Contr Boyce Thompson Inst 7 411-419 1935 [Best germination following stratification at low temperatures]
- STEVERMARK, J A *Lindera melissaeifolia* Rhodora 51 153-162 1949 [Discovery in Missouri, clear distinctions between this and *L. Benzoin*, excellent general notes]

7 *Litsea* Lam Encyc Method. Bot 3 574 1791, nom. cons

Diocious, [evergreen or] deciduous shrubs with pinnately veined leaves and naked [or imbricate-scaled] buds Flowers unisexual, in small pedunculate axillary sub-umbellate 3-5 flowered clusters, each with an involucre of 4 or 5 decussate deciduous scales, globose before anthesis, in our species borne singly above the scar of leaves of the preceding year near the tips of the branches, or 2 or 3 on very short axillary branches. Tepals yellow, 6 [or occasionally fewer or lacking], almost completely free [or united into an ovoid or campanulate tube], deciduous after anthesis. Staminate flowers with 9 [or 12] fertile stamens, those of series III [and IV] with 2 stipitate glands at the base, filaments well developed, in ours 2-3 times as long as the ovate emarginate anthers, anthers all 4-locular, all introrse, pistillode lacking [or small], staminodia none in our species Pistillate flowers with 9 [or 12] staminodia, those of series I and II usually without glands, those of III [and IV] flanked by 2 glands at the base of the filaments, ovary attenuate into the style, the stigma dilated Fruit a more or less globular berry seated on a minute disc [or on a shallow cupule or disc on the enlarged pedicel] (*Malapoenna* Adans. 1763, *Tomex* Thunb 1783, *Sebisfera* Lour 1790, nomina rejicienda *Glabraria* sensu Blume, 1851, not L = *Boschia* Korthals [Bombacaceae]). TYPE SPECIES *L. chinensis* Lam = *L. sebisfera* Pers. (according to list of nomina conservanda) or = *L. glutinosa* (Lour) C B Robinson (according to Kostermans) (The name presumably from a local name of southern China, *litse*)

de Chine being given as the common name for the type species.) — POND-SPICE.

A large genus of perhaps 400 species, mostly evergreen, and primarily of eastern and southeastern Asia from Japan to the Philippines, India, New Caledonia, tropical and subtropical Australia and New Zealand, with 5 species in North America. Of the American species, 3 are distinctive closely related plants of the eastern Sierra Madre of Mexico; the fourth, *L. glaucescens* HBK. is highly variable and widespread from northwestern Mexico east and south to Costa Rica; the fifth, *L. aestivalis* (L.) Fern. (*L. geniculata* (Walt.) B. & H.), is a rare plant of very spotty distribution on the coastal plain from Florida to Louisiana, north to eastern North Carolina, southeastern Virginia (at least formerly), and Tennessee, occurring around pond-margins and in swamps.

Litsea aestivalis is a shrub to 2 or 3 m. with characteristic zig-zag branchlets and narrowly oblong leaves. The pedunculate and involucrate umbel-like clusters of small yellow flowers are borne in early spring before the appearance of the leaves (this being the only deciduous American species). The bright-red globose fruit is borne in early summer.

Like *Lindera*, presumably a close relative (from which it differs primarily in the 4-loculed anthers), the genus is complex and taxonomically difficult in eastern and southeastern Asia, where the interrelationships of *Litsea*, *Lindera*, *Sassafras*, *Actinodaphne*, *Neolitsea* and others are to be sought.

REFERENCES:

- See under Lauraceae, ALLEN (1945), MEZ (1889).
 ALLEN, C. K. Studies in the Lauraceae, III. Some critical and new species of Asiatic *Lindera*, with occasional notes on *Litsea*. Jour. Arnold Arb. 22: 1-31. 1941.
 BARTLETT, H. H. A synopsis of the American species of *Litsea*. Proc. Am. Acad. 44: 597-602. 1909.
 FERNALD, M. L. Botanical specialties of the Seward Forest and adjacent areas of southeastern Virginia. Rhodora 47: 93-142, 149-182, 191-204. 1945. [Typification of *Laurus aestivalis* L., *L. Benzoin* L., 140-141.]
 MELVIN, L. Notes on some rare plants in North Carolina. Jour. Elisha Mitchell Soc. 70: 312-314. 1954. [Includes *L. aestivalis* from Bladen Co., N. C.]
 SARGENT, C. Rare American shrubs. *Litsea geniculata*. Gard. & Forest 8: 374, 375. 1895. [Includes an excellent plate; see also Sims, Bot. Mag. t. 1471. 1812.]

Subfam. CASSYTHOIDEAE Kosterm.

8. *Cassytha* L. Sp. Pl. 1: 35. 1753; Gen. Pl. ed. 5. 22. 1754, "*Cassyta*."

Parasitic green to orange twining plants with wiry chlorophyll-bearing stems and minute, spirally arranged scale-like leaves, the plants superficially resembling *Cuscuta* and attached to host plants by small haustoria. Inflorescences indefinite, spicate [or racemose or reduced to heads], the

minute flowers borne singly at irregularly separated nodes, sessile [or pedicellate] in the axil of a minute bract, with 2 similar bracteoles close under the perianth, bisexual Tepals 6, the outer whorl much smaller and resembling the bracts, united below to form a shallow tube to which the stamens are adnate, later accrescent and inclosing the fruit Fertile stamens 9, 2-loculed, staminodia 3 stamens of series I sub-petaloid, series I & II introrse, without glands stamens of series III flanked by nearly sessile glands, the anthers extrorse, series IV of distinct cordate sessile [or stipitate] staminodes Ovary broadly fusiform, the style indistinct, the stigma capitate Fruit drupaceous with a hard endocarp, completely inclosed by, but free from the enlarged and succulent cream-colored perianth tube which has a small opening at the apex surrounded by the persistent erect perianth lobes Seed coat membranous or coriaceous, cotyledons thick, fleshy, often unequal, sometimes more or less consolidated at maturity TYPE SPECIES *C filiformis* L (The name from Greek, *kasytas* or *kadytas*, dodder [*Cuscuta*]) — WOE-VINE, LOVE-VINE

A curious genus with perhaps 15–20 species, more or less maritime and mainly Australian but with a few in Africa and a single species, *C filiformis*, of pantropical distribution and the only species in the Americas *Cassytha filiformis* occurs in the subtropical portions of our area, primarily in coastal areas as far north as Brevard and Pinellas counties, where it may easily be mistaken at first for *Cuscuta*. It is parasitic on a wide range of herbaceous and woody hosts and can be a destructive pest

Although *Cassytha* is an obligate parasite, the plant is at least partly autotrophic, for chloroplasts with abundant starch are present in the cortical parenchyma throughout the stem In addition, numerous stomata (oriented transversely on the stem), an extensive xylem system, and haustoria with many well-developed spiral tracheae running to their ends which curve directly into the wood area of the host, all suggest that the plant is primarily a water-parasite This habit, the reduction in exposed surface, the extreme development of mucilage in the plant (reminiscent of the cacti), and the profuse development of the plant in the brilliant sunlight of coastal and white-sand scrubs suggest further a special adaptation to a xerophytic type of habitat unfavorable to most Lauraceae

Seedlings germinate in nearly pure sand and elongate quickly with rather rapid nutating movements which bring about contact with a host plant The primary root remains rudimentary and only four secondary roots (which lack root-caps) function during the period prior to attachment to the host.

Although the inflorescences of *Cassytha* are described as "indeterminate" racemes or spikes or (in a few species) heads, the "inflorescences" would not seem to be radical departures from the usual determinate, basically cymose inflorescences of other Lauraceae, but would merely reflect the reduction to "simplicity" in this highly modified plant Each of the solitary axillary flowers with its two minute bracteoles would appear to be the product (by reduction) of an entire cymose lauraceous inflorescence

Thus the short "racemes" or "spikes" of *Cassytha* would represent a stem with inflorescences (each reduced to one flower) produced at successive nodes, just as in many Lauraceae a succession of axillary inflorescences is produced as the growth of the season proceeds. The even more highly modified capitate inflorescences of some species of *Cassytha* would be derived through shortening of the internodes of "spicate" inflorescence.

Cassytha is sometimes separated from the Lauraceae on account of its great reduction and parasitic habit but in all anatomical features (including rubiaceous stomata, ethereal oil cells and mucilage cells) and in all floral characters it is very clearly a member of that family. In flower and fruit it approaches *Cryptocarya* R. Br., a large pantropical genus, in which the fruit is completely inclosed in the enlarged perianth tube.

REFERENCES

- BENTHAM, G., AND F. MUELLER. *Cassytha*. Flora Austral. 5. 308-313. 1870.
- BOEWIG, H. The histology and development of *Cassytha filiformis*, L. Contr. Bot. Lab. Univ. Pa. 2. 399-416. 1904. [Includes germination of seedling, material from Florida.]
- HART, T. S. The Victorian species of *Cassytha*. Victorian Nat. 42. 79-83. 1925.
- . Notes on the identification and growth of certain dodder-laurels (*Cassytha*). Victorian Nat. 63. 12-16. 1946. [Includes notes on germination and early growth.]
- KEINHOLZ, R. An ecological and anatomical study of beach vegetation in the Philippines. Proc. Am. Philos. Soc. 65(Suppl.) 58-100. 1926. [*Cassytha*, 81, 82.]
- METCALFE, C. R., AND L. CHALK. Anat. Dicotyl. 2. 1152, 1153. 1950. [Summary of anatomical details of *Cassytha*, mostly from Keinholz.]
- MIRANDE, M. Recherches sur le développement et l'anatomie des Cassythacées. Ann. Sci. Nat. IX. 2. 181-285. 1905. [Seedling and adult plant, *C. filiformis*, see also under Lauraceae.]
- SASTRI, R. L. N. Embryo sac haustoria in *Cassytha filiformis* Linn. Cur. Sci. Bangalore. 25. 401, 402. 1956.*
- . Studies in the Lauraceae — I. Floral anatomy of *Cinnamomum iners* Reinw. and *Cassytha filiformis* L. Jour. Indian Bot. Soc. 31. 240-246. 1952.
- SCHWIDT, A. T. Zur Anatomie von *Cassytha filiformis* L. Oesterr. Bot. Zeitschr. 52. 173-177. 1902.